

Apple2000

THE NATIONAL APPLE USERS GROUP



FEBRUARY 1988

VOLUME 3 (1)



promac the fastest hard disks in the world MacEurope

promac

All **promac** products share one objective. To be the finest you can buy at any price. No compromises have been made in achieving a thoroughbred design.

Meticulous incoming component inspection, careful manufacture and rigorous quality control, comprehensively tested ROM and firmware to enhance performance, and error-free software combine to achieve our objective.

promac products are elegantly designed and unobtrusive. They are exceedingly fast and very quiet. With the reliability that comes from superior engineering. They meet or exceed all safety and interference standards.

You owe it to yourself to consider **promac** before accepting any other drive. They represent outstanding value. You can't buy faster or better.

MacEurope supports the full range of **promac** professional products, both internal and external. 20MB, 40MB, 50MB, 80MB, 160MB, 300MB, 800MB SCSI disks, each the leader in its category, WORM/CD-ROM, and the infinite capacity **ProDrive**, utilising removable 10MB floppies. **ProTape** backs up to cassette at 3.3MB/minute. **promac** products are compatible with Unix and all other Macintosh environments.

MacEurope provides engineering, warranty service, support, software updates and advice.

You can see the **promac** range at your MacEurope dealer. If yours doesn't have stock, or you don't have a dealer, please call us. We'll be happy to help. Call us for literature.

promac and **ProDrive** and **ProTape** are registered trademarks of **promac GmbH** Sybelstr 57 1000 Berlin 12 West Germany.

Apple is a trademark of and Macintosh a trademark registered to Apple Computer Inc.

This advertisement prepared by the Robin Ray Partnership on the Macintosh using **JustText** page composition software from MacEurope.

MacEurope

**The Granary, Trowse Bridge, Bracondale,
Norwich NR1 2EG, England. Tel: (0603) 630636**



EDITORIAL	2
CLUB NEWS	3
HOT LINE NEWS	4
LOCAL GROUP NEWS	7
MEMBERS LETTERS	10
NEWS BYTES	12
UPGRADING THE APPLE II - TOM WRIGHT	56
MACWORLD 1988 - NIGEL STRUDWICK	66
SMALL ADVERTS & ADVERTISERS INDEX	80

FOR ALL APPLE USERS

The Editorial Team

Editor
Jim Panks

Assistant Editor
Graham Attwood

Macintosh Editor
Norah Arnold

Advertising
Alison Davies
(07532 - 740415)

Admin & Services

Administration
Alison Davies
Irene Flaxman

HotLine
Dave Ward
(01140) 562192

Monday - Friday 1900-2100 hrs

BABBS/TABBS
Tony Game/Ewen Wannop
(01994) 276306 / (01225) 745797

Local Groups
Tom Wright
(0527) 71913

Apple2000

P.O.Box 3, Liverpool,
L21 8PY

(051) 9226 41142 (Answerphone)

Printer

Old Roan Press 051-227-4818

Cover Design

Stefan Mucha

APPLE II FEATURES

THINGS ARE LOOKING UP	
Corrections for previous articles by Tom Wright	22
UNIDOS 3.3 PLUS	
A utility to allow DOS 3.3 to use the new 800k drives	23
LAZY INITIALIZING OF 3.3 DISKS	
Tom Wright gives some clues to a problem and asks for some help	24
APPLE II SNIPPETS	
Some tips and information for the Apple II series	25
PC TRANSPORTER	
Mark Whelan looks at the Latest card for your Apple // !	26
KAMPPGRUPPE & MECH BRIGADE	
A tank driving course by Tom Wright	27
APPLEWORKS QUESTIONS & ANSWERS	
Steve Morrisby starts a new problem solving column	28
SIMPLE FUNCTIONAL PROGRAMMING	
Andrew Menadue looks at an experimental language	31
SHOP 2000 - SPECIAL OFFERS	
7 Items for the Apple // user at very special rates	30

MAC2000

MAC2000	
Norah Arnold looks at the new system	34
BACKGROUND	
Jim Panks regular look at the latest HyperCard activity	36
MULTIFINDER	
The new system software update - investigated by Jim Panks	40
PROGRAMMERS EXTENDER	
John Arnold looks at a library of routines for C or Pascal	42
FIRST FOOTING	
HyperCard in use - John Dryer gives us his first thoughts	46
QUICKKEYS	
The utility of 1987 - Make the Mac faster for under £60 - Jim Panks	49
FLUENT FONTS	
CasadyWare fonts - a new cast of Laser Fonts	52
MINDWRITE	
Norah Arnold integrates her W.P.	58
LOOKUP	
Stephen Kelly tries to spell on his Macintosh!	60
NETWORK NEWS	
The latest news, tips and gossip	62
EXECUTIVE OFFICE	
Geoff Wood looks at this Notes •n Files for the Macintosh	68
MAC TIP'S	
Laser printing envelopes - Joe Gillespie tells you how	72
GAMES FOR YOUR MAC	
Norah Arnold takes a look at games for small children	74
MAC LIBRARY	
The latest additions to the SoftwareLibrary	76
MAC - TWIT	
The ramblings of a simple end user - alias Colin Wheeler	78



**FOUNDER MEMBERS AND SUPPORTERS
THE APPLE USER GROUP COUNCIL**



Apple2000™ is a trading name of BASUG Ltd, a non-profit making independent company limited by guarantee.

The contents of this journal are copyright of BASUG Ltd and/or the respective authors. Permission is granted for non-commercial reproduction providing the author and source are properly credited and a copy of the relevant journal is sent. The opinions and views expressed are those of the various contributors, and are not necessarily supported by BASUG.

This journal is published bi-monthly by Apple2000 as a benefit of membership in February, April, June, August, October and December. The copy date is the 5th day of the month preceding publication. Advertising rates are available on request.

Apple™ and the Apple logo are trademarks of Apple Computer Inc. Macintosh™ is a trademark of McIntosh Laboratory Inc and used with the express permission of the owner. Telecom Gold™ is a trademark of British Telecom PLC. The FORCE™ and Apple2000™ are trademarks of BASUG Ltd.

Editorial

New Blood

As you will all know Apple2000 is a non-profit making organisation run by volunteers for the benefit of all Apple Users and relies on new blood to keep going.

The present committee consists of eight members, all of whom have specific jobs and who were elected in April last year. We also have members who are non-committee members who look after certain areas. We believe that this allows more members to be involved and gives scope for those that are not interested in the committee side of things to participate and help.

With the AGM coming up we are again looking for new committee members to help run the club. The tasks of committee members is to steer the club and to represent members in that task. Committee members are also the work horses of the group doing various key-jobs.

Some of the present committee have been serving for over four years now and it is sad to say that if they left, the club would be in danger of closing. We need committee members for the coming year to ensure the continued success of our group and to build on the strengths already present. If you would like to know more about this important role please contact the Secretary Norah Arnold (0582) 573918 or the Chairman on 0732 61566 to discuss what is involved.

If you do not fancy committee life we also need members to undertake interesting projects and services. We can use any help, the only thing we ask is that you are committed to doing the task in hand, we can ill afford to be chasing up.

We know that there are two main areas to Apple2000, that is the Apple II and Macintosh and we need users from both areas to help keep our group at the forefront in providing information.

The Macintosh area is fairly easy to keep going because there is plenty of news and new products are being launched constantly. The Apple II area needs a major injection of enthusiasm from members - we need to be in a position to get all the information possible from the U.S. where the Apple II is still well supported. We have made an arrangement with one publication in the U.S. which will give an increase in our coverage but we still need more help. We need more Apple II users to give some enthusiasm and so keep the groups support of all Apple Machines.



Comment

A Rosy Apple for 1988!

Apple have made the start of 1988 one of renewed confidence about the directions they are going. Three events that bring this confidence are:

- The appointment of Keith Phillips as the new Managing Director of Apple U.K. which I consider to be a very important step. Mr Phillips has been the power behind the recent Apple success in this country and he has had time to get to know the U.K. business. I wish him success on behalf of the membership.

- The launch at a reasonable price of the new Upgradeable LaserWriter series .

- The upgrade of the existing 128/512k user base at a very reasonable cost.

Add these events to the recent additions to the Apple Software Line like a new System, Multi-Finder, AppleFile Exchange and of course HyperCard and you have a real rosy year ahead.

My enthusiasm is further enhanced by the possibilities for this year. We have new versions of Macintosh Software about to be released with really reasonable upgrade prices and we have the prospects of new machines including a portable, a powerful 68030 Mac II and a possible high end SE with colour.

So the message coming from Apple appears to be 'stick with us, we are going places'.

I am sure that you will all be looking at Apple and hoping the predictions are correct.



April Issue

- Major Apple Series from the United States.
- AppleWorks Questions & Answers
- P.C.Transporter - a full technical review.
- ALGOL - An investigation.
- Blyth Software - Omnis Pages return.
- Background - Your HyperCard pages.
- Looking further into MultiFinder.

And a whole 80 pages
of unbiased Apple & Macintosh Reviews,
News and Views.

Club News Roundup

BABBS on the move.

One of the oldest Bulletin Boards in the U.K. is our own BABBS. Set up about five years ago it has been heavily used by members and non-members alike. Our Sysop Tony Game has devoted many hours ensuring the board operated, even when he was unwell Tony has provided a sterling service to all and sundry. Alas Tony has had to give up his post under medical advice and the board has to move. This is a sad event as all those that know Tony will realise and we all wish Tony well. Ewen Wannop has for many years been our top Comms expert, providing the group with unrivalled expertise in this field and helping Tony keep the board up-to-date. Ewen has agreed to take over BABBS from the end of February and therefore keep this valuable service going. Ewen has already been preparing for the move and he is busy planning a major improvement in the services offered. To coincide with this it has been decided to rename the board with a more apt name now that BASUG has been gone for so long. The new name is to be TABBS which stands for The Apple Bulletin Board Service. New features will include a greater number of areas and restructuring of the system to take it into the future.

HyperCard Stack from Apple2000.

Look out for the Apple2000 stack on the U.K. version of HyperCard. The stack entitled Hot Mac Tips was produced by our Chairman Jim Panks at short notice and was the only User Group stack submitted. Jim said "It was nice to be able to produce something that would not only advertise the group but would show Apple and Users that Apple2000 was sincere in helping users to obtain more from their machines". The stack is a cut down version of one being developed and gives users sixty tips on various Macintosh Applications. Members will be offered the new enlarged stack at a reduced price in the next few months.

A.G.M. in April

Plans are already well advanced for the A.G.M. which will coincide with a General Workshop on April 9th at the Sir Mark Colett Pavilion in Kemsing, Sevenoaks. The venue is in ideal surroundings close to major roads and offering easy access from the motorway network and from London just half an hour away by car or train. Come along and find out what your group is doing and also have an informative day solving your problems.

New Layout

The Apple2000 journal is about to get a new face lift with a new layout. The many enhancements to PageMaker in version 2.0 has allowed us to update the layout gradually over the last few issues and also given us time to look at new ideas. Some of those ideas will be put into practice in the coming issues to make a better presented journal overall. So keep your eyes peeled for some more colour and special effects!

Apple II Person Wanted.

We are looking for someone to collate and be responsible for the Apple II material in the magazine. The job may sound difficult but for someone who wants to get involved in the Apple II scene it is a chance of a life-time.

The general idea is for either one or two members to collate and sort tips, articles and other Apple II material for inclusion in the journal.

The obvious headaches are deadlines - but this is the ideal job for someone who likes the Apple II, can spare about six to eight hours a month and likes talking and liaising with other members.

No DTP knowledge is required but you should have at least an Apple II machine and some knowledge of the machine. Apply to the P.O.Box or ring Jim Panks on 01752 815151 for more details.

Workshop2000

Plans are well advanced for the first four workshops this year. March 12th sees a Macintosh Workshop in the small North Downs Village of Kemsing. The venue is a brand new pavilion with good accommodation and very close to both the rail and road network. The main aim of the workshop is for a general DTP session and a concurrent one on HyperCard. We have lined up many of those that write in the magazine and those with expertise in both HyperCard, DTP and general Mac use. It is going to be real fun and we should all go away with new ideas and techniques. No admission charge (small donation for hire of hall) and Light Refreshments will be available and you are welcome to bring both your machine and your problems.

The second workshop takes place on the following Saturday (16th March) in Kidderminster at the brand new Wyvern AppleCentre, or as many of us know it as 'Celtip Computers'. The chosen subjects are HyperCard and Scanning / Graphics. Again expect to find experts ready to answer your questions and give you sound solid advice. Many members will have an interest in the Scanning and Graphics area and this is an ideal time to gain some real information about the capabilities of the modern Mac graphics applications. The AGM will be held at Kemsing on the 9th April and we will be holding a joint Apple II and Macintosh Workshop. We will have a continuous session which will cover all areas on both Mac and Apple II. You can bring your machine along if you wish but either way we would like you to come along and find out what the group is about and see if we can solve any of your problems. On the 16th April we will be holding an Apple II only workshop at the premises of Bidmuthin in Harrow. For Apple II users the main event will be an overview of AppleWorks Enhancements from Steve Morisby one of the U.K.'s leading experts and also a session on the newly arrived PC Transporter - the latest add-on to the Apple II range. Hopefully you can attend one of these events - we are sure that you will enjoy yourself.

Wrong Number

Thanks to an eagle eyed member Mr ALSALEH for alerting us to our deliberate mistake on the membership cards for this year. YES we got Dave Wards new HotLine number wrong. We have managed to correct most but some will have been sent before we spotted the mistake. Therefore we would ask members to check the HotLine Number and ensure it reads:

We are sorry for any inconvenience caused.

Graphic Artist Wanted

Have we a graphic artist who uses a Macintosh? If so have we on who could give a few hours up each month to help design graphics for up and coming issues. We don't expect the workload to encroach too much, and we can offer a small benefit like mentions and the chance to review any appropriate software. Not a lot of goodies but that's what sharing our expertise is all about. If you could spare a little time we would like to hear from you or you can ring the editor on 0732 61566 to chat about it.

New Apple2000 Recommended Dealer

Our latest addition to the exclusive A2000 User Friendly Recommended Dealer List is BIT 32 the Liverpool Dealership who have recently moved into brand new premises. BIT32 have been at the forefront of helping the Disabled Computer User with the HeadStart workstation, this was reported on in a previous issue. BIT32 have a wide knowledge and understanding of the Apple range and are host to the Liverpool Local User Group. Welcome aboard Roy Stringer and staff and thanks for putting up with us.

Hotline News

by Dave Ward

Another year has passed and I would like to thank all those Apple2000 members who have assisted with HOTLINE enquiries.

Approximately 300+ enquiries are received each year about 50 of which I have to pass to other expert members to assist. Any members who feel that they have expertise in any area associated with Apple computing and would not mind the odd mid-evening call please contact Tom Wright or myself; any help will be most appreciated.

The HOTLINE number has passed into the unknown with the installation of a System X exchange and the number has been changed (see page 6 for new number).

During the past two years a large proportion of the enquiries has been related to AppleWorks. This is probably caused by AppleWorks being so easy to use. Many questions about AppleWorks are in regard to its interfacing with printer cards and printers. If you have a hardware setup that is rare or was difficult to install, please write and let us know as there may be others out there that could benefit from such valuable information!

Disabled Computing.

A number of enquiries have been received concerning programs and hardware for the blind such as Braille readers and general programs. Most of these enquiries were received at a recent Macintosh show but some of the enquirers did not supply their addresses! I would refer those interested to the February 1987 issue of Apple2000 magazine where a few articles were published on the use of Apple computers by the blind and disabled.

ProDOS 8

I receive the odd enquiry re-

garding ProDOS 8. Apparently there is a little confusion concerning the way some 'patches' for ProDOS based programs are listed in the literature.

The ProDOS commands BSAVE and BLOAD have been greatly enhanced compared with their DOS3.3 equivalents and under ProDOS it is possible to BSAVE or BLOAD parts of files, whatever the type! This allows one to patch a file without even BLOADing it into memory first! Let's see how :-

ProDOS files are all basically the same in that the data is stored in blocks on the disk and all details about the file are contained within the directory. There are 256 file types from \$00 to \$FF and some of these are also known by mnemonics ; \$06=BIN. A few more of these relationships are listed in the in Table A below.

File Type	Name	Short Description
\$04	TXT	; General text file
\$06	BIN	; General binary file
\$0F	DIR	; Directory file
\$FC	BAS	; Applesoft BASIC file
\$FE	REL	; Relocatable binary file
\$FF	SYS	; System binary file

Table A

A command new to ProDOS is CREATE, this allows you to CREATE any type of file but it is normally used to CREATE new DIRectory files.

```
CREATE <FILENAME>, T$SYS  
CREATE <FILENAME>, T$FF
```

Both these examples CREATE a SYS file ; if you don't specify the type a DIRectory file is CREATED. If no file exists you must CREATE it before you may BSAVE to it unless the type is BIN or \$06.

If a file already exists it is possible to BSAVE memory to any part of it if you specify it correctly and you can even append data to

the end of it. You don't necessarily have to BLOAD it first. The method is used quite frequently for patching AppleWorks to correct bugs or add what are considered enhancements. To illustrate the method we will write a small AppleSoft program and then patch the file so that it does something different! So write the following AppleSoft program:-

```
]10 REM HELLO  
]20 PRINT "THERE!"
```

```
]SAVE HELLWHAT
```

```
]RUN HELLWHAT  
THERE!
```

```
POKE 768, 186
```

```
]BSAVE HELLWHAT, TBAS, A768, B4, L1
```

```
]RUN HELLWHAT
```

```
HELLO
```

```
THERE!
```

If you were to CATALOG the diskette on which HELLWHAT resided you would no doubt see the following:-

```
HELLWHAT BAS 1 28-DEC-87 21:23  
28-DEC-87 21:23 28
```

In AppleSoft the 'tokens' such as 'PRINT' & 'REM' are held as single bytes - REM = 178 & PRINT = 186 . So what we have done is to locate the REM token in the file which is at byte 4 (start is byte 0) and then replace it with the value of PRINT which is 186.

POKE 768,186 places the single byte in memory and the next line:-

```
BSAVE HELLWHAT, TBAS, A768, B4, L1
```

specifies the file type as BAS (AppleSoft BASIC). The start of memory we wish to BSAVE is at memory location 768 (A768). The number of bytes we wish to BSAVE is 1 (L1) . Since we know that the token for REM is at byte 4 we specify (B4)

continued on page 6

THERE'S NO ACCOUNTING FOR MACINTOSH. UNTIL NOW.

Even the most enthusiastic Macintosh owner has been heard to complain about one thing. Accounting Software.

Indeed, many pundits have decided that Macintosh is "not an accounts machine".

Omnis Accounting changes all this.

For the first time, you can get an accounts package for Macintosh that makes sound business sense.

INTEGRATION

Omnis Accounting offers you five powerful fully integrated ledgers. More than that, you can link your accounts into other Macintosh programs: from desk top publishing to databases.

MULTI-USER

Omnis Accounting offers you multi-user facilities simply and painlessly. Full record locking and eight-level password protection allow for data sharing with confidence. Omnis Accounting supports nine different networks including Symbiotic and 3Com file servers as well as Appleshare.

CUSTOMISATION

Our Registered Omnis Accounts Dealers and Developers can customise practically any aspect of Omnis Accounting to suit your business. Menus, screens, mouse commands,

dialogue boxes and reports can be specified in as much detail as you wish, as well as adding new data fields.

MANAGEMENT REPORTS

Using Omnis 3 Plus you can customise Omnis Accounting reports, to produce precisely the information you need for running your business.

Omnis Accounting has been developed from Omnis 3 Plus, the world's most widely used development tool for Macintosh.

What's more Omnis Accounting comes from the Blyth Omnis team, so you can be certain that we've made the most of the power of Omnis and the flexibility of the Macintosh interface.

If you've been searching for accounting software to make the most of your Macintosh, take a look at Omnis Accounting now.

If you'd like the benefit of some expert assistance, we have a network of trained dealers and experienced developers who can customise Omnis Accounts to your requirements.

Blyth Software Ltd, Mitford House, Benhall, Saxmundham, Suffolk IP17 1JS

Telephone 0728 3011

BLYTH SOFTWARE

For more details of product and a list of Registered Omnis Accounts Dealers, clip the coupon or ring Blyth Software today.

To Blyth Software Limited, Mitford House, Saxmundham, Suffolk IP17 1JS.

Please send me details and dealer list for Omnis Accounts.

Name _____

Position _____

Company _____

Address _____

Telephone _____



The best thing is to try it and see!

Using a variation of this method you could, from an Apple-soft BASIC program, copy files of any type even those that would be too big to fit into memory in one bite! All you do is to CREATE the destination file type and then sequentially BLOAD portions of the file and then BSAVE them.

Some ROM going on's!

Many readers will have learned of the apparent existence of ROM update chips for the Apple IIGS computer in Apple 2000 magazine and from sources in America. In fact many magazines in the US of A were making this fact known to their readers early in September 1987 and many readers purchase American magazines and read bulletin boards.

Now it would appear, from a conversation with somebody from Apple Computer UK, that UK Apple IIGS owners are not included yet because they (Apple Computer UK) have not decided what to do about it!

The Apple IIGS was launched world-wide on the same day so why cannot updates be handled the same way? Should we come first since we pay more for our machines?

Perhaps Apple Computer UK would let us know exactly just what is happening. The reason for this little note is that I have been asked the question on a few occasions and with some embarrassment had to say that I didn't know. Perhaps John Sculley or Jean Louis Gasse know the answer?

Apple Computer UK should treat existing owners of Apple II plus, Apple //e, Apple //c computers with some respect; even if its only because they haven't yet got a Macintosh II! Incidentally similar problems with Macintosh upgrades have been bought to my attention.

The date today is ??

Two members have contacted me regarding problems with ProDOS 1.1.1 which does not give the correct date in 1988. In fact the year is given as 1982.

Many clocks supplied by third parties did not provide the year so this had to be input by the user. When ProDOS was introduced an algorithm was written to help calculate the year from data provided by clocks that did not include the year. Because there are just 7 days in a week and leap years tend to occur when the last two digits divide equally by four, excepting the last year of certain centuries where the number does not divide equally by 400 (eg 1900).

It seems only possible for the algorithm to calculate 6 years at a time. ProDOS 1.1.1 works for the 6 years through 1982 to 1987. A simple patch will make it work for the six years 1985 to 1991. The following patch should work :-

1] Boot a ProDOS 1.1.1 diskette into Applesoft BASIC when the] prompt should appear.

2] Enter
UNLOCK PRODOS

3] Enter
BLOAD PRODOS,TSYS,A\$2000
followed by the carriage return

4] Enter
CALL 151
followed by the carriage return when you should see the * prompt.

5] Enter
4F76:5A 59 58 58 57 56 5B
followed by the carriage return.

6] Enter
OG
followed by the carriage return when the AppleSoft prompt | should reappear.

7] Enter
BSAVE PRODOS,TSYS,A\$2000,L14848
followed by the carriage return.

The deed is done!
Notice the sequence

5A = 90	1990
59 = 89	1989
58 = 88	1988
58 = 88	1988
57 = 87	1987
56 = 86	1986
5B = 91	1991

The first column is in Hexadecimal and the sequence can be updated by replacing the lowest value with the next number; eg. replace 56 with 5C which corresponds to 92 (1992). Always move up the table and note that leap years have two entries. When you reach the top start over from the bottom.

Of course a simpler way would be to update to a later version of ProDOS -the latest I know of is version 1.4. This version will work until 1991. It is only possible for Apple to update their algorithm every 3 or 4 years.

HOTLINE SERVICE
**YOUR ANSWER TO
QUESTIONS ON ANY
APPLE OR MACINTOSH
RELATED PROBLEMS.**

**AVAILABLE
1900 - 2100 HOURS
MONDAY TO FRIDAY.**

**RING YOUR RESIDENT
BOFFIN
DAVE WARD ON
0800 562192**

Local Group News

by Tom Wright

Cabbage ear!

Must have been too much Christmas pudding about or something during the last few weeks, local group activity in some areas has very definitely been low key to say the least. My own seasonal acquisitions included one of those telephones designed for the idle (i.e. me) which can be operated without having to actually pick the handset up. I have been very pleased with this new toy but not a little surprised at the number of people who have pointedly asked "yew usin one of them funny phones then?". Funny phones indeed, the thing has already saved me considerable discomfort by helping me to avoid the 'cabbage ear' complaint from which I have suffered in the past while engaged in telephone sessions in connection with club work.

Down South

Geof Parsons and the **Southampton Group** send their best wishes for the new year to all Apple users. The Southampton Group meets every two weeks on Friday evenings with their January meetings being timed for the 8th and 22nd of the month, work the rest out for yourselves, or better still contact Geof and make sure that you have the correct dates. Meetings start at 7.0pm and Geof tells me that the last one ended at about 1.0am when everyone was thrown out, must be worth having a look at that group. The group is now firmly established having held about twenty meetings to date, with a hard core of about twelve members at each meeting. Various demonstrations have been given at past meetings including a visit to the club by MacEurope. The group is primarily Macintosh but all Apple Users will be welcome there.

Dorset Duo

Our man from **Dorchester**, alias Ron Hoare, is still looking for other Apple II users in his part of Dorset. The response so far has been limited to Stuart (who hails from Bournemouth) but they have already established a fruitful exchange of ideas. Ron will continue to seek contact with other users in the area so if you are one of the many Apple II owners/users in that area please contact him. During his search for contacts Ron will be approaching the local Apple dealer, that's a good idea that may be worth following up by other groups which have a good dealer in their area. Ron has tried to make contact with a Local Government based user group which supposedly exists in the Weymouth area but so far without success. If you know anything about that group please let him know. By the way, during my last conversation with Ron he told me that he is now using a ribbon re-inking device (purchased from MGA Microsystems), I think the name of it is MacInker, and he highly recommends it. Now there's a thought for a useful group purchase to help reduce consumable costs for members, I wonder if my local group might be interested in one?

Liverpool Town

The revival of the **Liverpool Group** which saw the first group meeting on 11-1-88 at the premises of Bit32 (dealer) which are located in the Brunswick Business Park, Liverpool. Irene reports over a dozen people at this first meeting and hopefully more at the following one. Anyone interested should contact Irene at the number provided in the contacts list to find out more about the group. Users of all Apple machines will be welcome. Why not pop along and join in?

Vacancy

I have less happy news about the **Glasgow Group**. Donald Davidson who has been the group contact has moved away from the area and so far there is no volunteer to replace him. Donald sent me a very nice letter and it is obvious that he worked very hard to establish a sound operating base for the group which has been meeting over the last three years. The group has ceased operations until a volunteer appears. If anyone from that area is interested in helping to provide themselves and other Apple users with club activities please contact me. We will give whatever help we can to help keep things going. As I have said before local group work need not take up too much of your time and the benefits to be derived from association with other users can be considerable. My congratulations to Donald for the excellent work that he has done in trying to provide a forum for Apple users in that area.

N.East News

Philip Dixon informs me that the **North East Apple User Group** is going strong with regular meetings being held. Meetings are usually attended by a small hard core of members with others turning up at various meetings. The venue has been varied a little with some meetings being held in member's homes but the basic venue continues as reported in the contacts listing. The group would like to hear from anyone who is prepared to go along and talk with them, or demonstrate to them.

Continued on page 9



APPLE DEDICATED GROUPS STARTING-UP

DONCASTER - SOUTH YORKSHIRE

Colin Withington, a Mac User in the Doncaster Area is starting a User Group. Colin can be contacted on [phone numbers] several people have contacted Colin so it could be a flyer!

DORCHESTER

CONTACT Ron Hoare Tel : [phone numbers]
Aeolus, 11 Redbridge Road, Crossways,
Dorchester, Dorset.

LEEDS

CONTACT Bob Miller [phone numbers] [phone numbers]
T Veluppillai [phone numbers]

Both interested in helping to form a group in this area.

ACTIVE APPLE DEDICATED GROUPS

APPLE II PROGRAMMERS CLUB

CONTACT Philip Dixon TEL : [phone numbers]
VENUE None — operates as a postal group via a monthly newsletter.

BENTWATERS APPLE USER GROUP

CONTACT John Thomas Tel : [phone numbers]
VENUE R.A.F. Woodbridge
MEETS 7.00pm first Tuesday of each month

BRISTOL GROUP (B.A.U.D)

CONTACT MIKE FARMER Tel : [phone numbers]
VENUE Decimal Business Machines, Three
Queens Lane, Rodcliffe
MEETS 7th of each month, or the Friday nearest
if the 7th falls on a weekend.

BURNLEY APPLE USER GROUP

CONTACT Rod Turnough Tel : [phone numbers]
VENUE Michelin Sports Centre
MEETS 2nd Wednesday of each month

CAMBRIDGE APPLE USER GROUP

Contacts [] Ian Archibald Tel: 0223-311157
Mac Richard Boyd Tel: [phone numbers]
Venue Parish Hall of St Mark's Church, Barton
Road, Cambridge.
Meets Fortnightly will alternate between Apple []
and Mac Example dates are Mac 3-2-88
Apple [] 17-2-88. Check with Ian or Richard

CROYDON APPLE USERS GROUP

CONTACT Graham Altwood Tel : [phone numbers]
VENUE 515, Limpfield Road, Waringham, Surrey
MEETS 7.30pm on the third Thursday.

EAST MIDLANDS MAC USER GROUP

CONTACT Nick Helm Tel : [phone numbers]
VENUE Wilford Cricket & Rugby Club, Nottingham
MEETS 8.00pm on the first and third Wednesday

EDINBURGH GROUP

CONTACT Ricky Pollock Tel : [phone numbers]
VENUE Proteus Micro Systems, 55, Frederick
Street, Edinburgh, EH2 1LH
MEETS Monthly, check with Ricky.

ESSEX GROUP

CONTACT Pat Bermingham Tel : [phone numbers]
VENUE The Y.M.C.A., Victoria Road, Chelmsford
MEETS Third Friday of every month

GATEWAY COMPUTER CLUB

CONTACT Phil Herberer Tel: (Eriswell) [phone numbers]
VENUE Bob Hope Recreation Centre,
R.A.F Mildenhall
MEETS AMS conference room, Mildenhall base.
Normally at weekends, check with Verne.

HANTS & BERKS GROUP

CONTACT Mike Hollyfield Tel : [phone numbers]
VENUE Thames Valley Systems, 128 High
Street, Maidenhead, Berkshire, SL6 1PT
MEETS 7.00pm on the second Monday.

HERTS & BEDS GROUP

CONTACT Norah Arnold Tel : [phone numbers]
VENUE The Old School, 1, Branch Road, Park
Street Village, St Albans, Herts.
MEETS 8.00pm on the first Tuesday.

KENT GROUP

CONTACT Richard Daniels Tel : [phone numbers]
VENUE Microspot 5-11, London Road, Maidstone.
MEETS 7.30pm on last Monday of each month.

LIVERPOOL GROUP

CONTACT Irene Flaxman Tel : [phone numbers]
VENUE Bit32 Brunswick Business Park,
Liverpool
MEETS Check with Irene.

LONDON APPLE II COMPUTER CLUB

CONTACT Chris Williams Tel : [phone numbers]
VENUE Studio 8, Wharfedale Projects, 47,
Wharfedale Road, London, N1 9SE
MEETS 6.00pm, first Wednesday of every month.

LONDON MACINTOSH GROUP

CONTACT Maureen de Saxe Tel : [phone numbers]
VENUE Room 683, London University Institute of
Education, Bedford Way, London, WC1
MEETS 6.00pm on the second Tuesday.

MACINTOSH USER GROUP (CAMBRIDGE)

CONTACT Patrick Winterson Tel : [phone numbers]
VENUE Formal venue now established.
MEETS Every three months.

MACTAFF - SOUTH WALES MAC GROUP

CONTACT Lorraine Thornback Tel : [phone numbers]
VENUE Apple Centre South Wales, Longcross
Court, 47 Newport Road, Cardiff
MEETS 7.00pm on the first Thursday .

MIDAPPLE

CONTACT Tom Wright Tel : [phone numbers]
VENUE I.T.E.C., Tildasley Street, West Bromwich.
MEETS 7.00pm on the second Friday.

SOUTH EAST ESSEX MAC GROUP

CONTACT Mick Foy Tel : [phone numbers]
VENUE D.P.S., Acorn House, Little Oaks,
Basildon, Essex.
MEETS First Monday of every month

THE MIDLAND MAC GROUP

CONTACT Ivan Knezovich Tel : [phone numbers]
VENUE Spring Grove House, West Midland Safari
Park, Bewdley, Worcestershire.
MEETS 8.00pm on the first Tuesday .

THE NORTH EAST APPLE USER GROUP

CONTACT Philip Dixon Tel : [phone numbers]
VENUE AppleCentre North East, Ponteland Road,
Ponteland, Newcastle-upon-Tyne
MEETS First Wednesday of every month

THE NORTH WEST APPLE COMPUTER CLUB

CONTACT Jim Rosco Tel : [phone numbers]
VENUE Horse & Jockey Pub., Winwick Road,
Warrington
MEETS First Monday of every month

POOLE MACINTOSH USER GROUP

CONTACT David Huckle Tel : 0202-684441
VENUE Deverill Computers (Dealer)
Itec House, 34-40, West Street, Poole,
Dorset, BH15 1LA
MEETS Four times per year.

SOUTHAMPTON

CONTACT Geoff Parson Tel : [phone numbers] (work)
[phone numbers] (home)
VENUE January meetings were on the 8th and
22nd Contact Geoff for details.

**MULTI-INTEREST GROUPS WITH APPLE USERS
AMONG THE MEMBERSHIP**

CREWE COMPUTER USERS CLUB

CONTACT Paul Edmonds [phone numbers]
[phone numbers]
VENUE Christ Church Hall, Crewe
MEETS Fortnightly, Fridays, 7.30pm to 10.00pm

LEICESTER GROUP

CONTACT Bob Bown Tel : [phone numbers]
VENUE Shakespeare Pub, Braunstone Lane,
Leicester
MEETS 7.30pm to 10.0pm on first Wednesday .

THE NORTH WEST APPLE USERS GROUP

CONTACT Max Parrot [phone numbers]
[phone numbers]
VENUE Staff House (2nd floor), University of
Manchester, Institute of Science and
Technology, Sackville St, Manchester,
MEETS 8.00pm on the 3rd Thursday of month

WEST MIDLANDS AMATEUR COMPUTER CLUB

CONTACT John Tracey Tel : [phone numbers]
VENUE Hill Crest School, Simms Lane,
Netherton, Near Dudley.
MEETS 7.00pm on the 2nd & 4th Thursday.

**APPLE DEDICATED GROUPS
IRREGULAR ACTIVITY**

FURNESS AREA

CONTACT Alan Curtiss Tel : [phone numbers]
NOTE There has been more activity in this area
recently, I have been unable to contact Alan for some
time so check with him yourself.

**APPLE USERS IN CONTACT
NO ORGANIZED GROUP**

HARROGATE AREA

CONTACT Peter Sutton Tel : [phone numbers]
A number of keen Apple users in contact with each
other.

This list is updated bi-monthly
Last updated 30th January 1988

Local Group News

Busy Burnley

The **Burnley Group** is reported to be alive and kicking by Rod Turnough. Apparently they may consider allowing expansion of user interest to admit non-Apple users in the future but no firm decisions have been made yet. Members in the area are invited to contact Rod to arrange to visit/join the group.

N. West changes

The **North West Apple User Group** have changed the timing of their meetings, they are now held on the 3rd Thursday of each month. Max Parrot told me that attendance at the meetings now varies between forty and sixty, and that the number of Macintosh using members has increased considerably. Sounds as if the group's health is steadily improving.

MidMac Meets @

Now that I have a dual passport I have been along to a couple of The **Midland Mac Group's** meetings and have thoroughly enjoyed myself. In the process I have discovered that my deliberate error (that's my story anyway) concerning start time for each meeting has not been picked up. If anybody is thinking of going along to one of their meetings please note that they start at 8.00pm, not 7.00pm as previously reported. Both of the meetings that I have been to varied in number of people attending, but there was lively conversation, plenty of demonstrations and lots of friendly advice. Most of the members appear to be business oriented.

MidApple thrives

MidApple continues in a healthy manner with regular presentations/topics at every meeting. The January meeting included two demonstrations of Music creation packages on the Mac by Harry Gardiner and Guy Wilday. Both demonstrations used Bose speakers which I found fairly impressive, the only thing that I was left feeling a little unsure about was the fact that there is no direct volume control over the speakers. However they sounded good and if I understood our friendly Apple dealer correctly they cost about £250.00 - worth investigating!

Two into One

I have just received a letter from an Archibald of the **Cambridge Apple User Group**. The letter is most interesting having been prepared with some sort of linear data recording device which is called an "On The Train No Apple!". that's a new one on me, perhaps Ian will find time to write us a review of it one day. Ian's news is that the group is not only going strong, but is now organizing itself into two sections one for the Apple II and one for the Mac. Ian is the contact for Apple II, and Richard Boyd is the contact for Macintosh. There is also a change of venue and timing as you will see in the contact list. Healthy group with a lot of potential for helping each other and any other Apple users who are in the area. Congratulations on the progress.

Goodbye Bob

Final group item for this issue is to mention that Bob Hall who did such a lot of work for our friends at the **Gateway Club** has now returned to the U.S.A., I am sure that

all Gateway members are grateful to him for his efforts and a lot of friends who will miss his companionship and advice. The contact is now Verne Anderson. This club is one of the largest in the country having an average membership of about 150 and covering all makes of computer. The Apple part of the club is very active and is itself larger than many other clubs. Well worth a visit if you can get there.

So we have suffered our first loss from the contact list since I began to cover it, I'm sad about that and would dearly like to see the Glasgow group get going again. The good news about the rebirth of the Liverpool group has cheered me up and the signs of growth in Cambridge are also encouraging.

Availability of people willing to function as guest speakers at various club meetings is an area where several clubs require help. If anyone is willing to do so please either contact the groups that are within your range, or let me know and I'll include details in this column. Exchange of information is really what the groups are looking for so don't think that you have to be an expert lecturer, anybody with experience in a particular area will probably be surprised at the number of people who will welcome a visit from them.

Work permitting, I'll be in contact with some of the other groups before the next issue of this magazine, anybody who wants to ensure that their group is mentioned in an issue can achieve that end by not waiting for me to contact them, drop me a line or ring me. Finally, I shall be moving house sometime during the next few weeks so if anybody has any difficulty contacting me that will be the reason, if you can't get me on 0427-71913 leave a message with Irene Flaxman, or write to me via Irene.

Members Letters

Local Group - South Dorset

Dear Editor,

I wrote to you way back in August expressing my interest in forming a User Group in South Dorset. Your advert in Apple2000 produced one interested party living in Bournemouth. I made contact and we have exchanged information on our respective machines and I at least feel "there is hope in the outbacks"! My reason for writing again is twofold. Firstly to thank Tom Wright (who telephoned the other night asking about how things were going), for his support and encouragement in my efforts to form a new group, and secondly to sign the praises of a machine I have recently purchased which Tom thought readers might be interested in.

"The Machine"

I have purchased various items from MGA Microsystems of Kent and one wet Sunday afternoon was browsing through one of their many books when I noticed an advert for a "Mac Inker". "Mac Inker ... over 70,000 sold in the USA ... re-ink your ribbons up to forty times ... better than original ribbon ... etc. etc." So I bought one for my Imagewriter ribbons. Well I have re-inked my ribbons, only once so far, at a cost of approximately 20p each. Yes, the quality is as good, possibly better, than the original, certainly on Mousepaint and programmes such as Printshop and Newsroom. I will let you know if they will re-ink forty times, around the year "2000".

Seriously, a very good buy as far as I am concerned. Easy and cheap to use though a little expensive in initial purchase. I am sure it could prove beneficial for User Groups if they purchase the Universal Inker which handles, at a little extra cost, a variety of ribbons.

Ron Hoare
Dorchester

Reply] *Thanks for your letter Ron, I am glad to see that you are persevering with starting a local group, many members will attest to the usefulness of meeting and exchanging ideas, tips and hints with other like-minded users. I started some seven years ago on the 16k Apple II and have found the experience rewarding in both social contacts and in gaining knowledge of the machines. I am glad you have found help from Tom Wright, he does try and he has made a note of your group in his Local Groups column. Let's hope that you get some more members soon!*
Ed.

More Apple II please!

Dear Sir

I write to you on several subjects. I have after much deliberation just sent in my £25 membership renewal fee for 1988. I say after much deliberation not because being a member is of financial consideration, far from it, I consider that I have saved my membership fee five times over during 1987, however I could be wrong but I am finding the Journal becoming more Mac orientated.

I do not restrict this comment only to the Apple 2000 Journal but I also find this the case of 'Apple User' and have written in the past on this subject to them, I do not feel I am alone in this view, but maybe we are just becoming victims of progress and our machines are becoming dated?

On another subject, I feel a word of warning to any of the members who at present receive a modest telephone bill and consider joining The Force and Telecom Gold.

My average telephone bill over the past two years has been about £20 per quarter, imagine my shock, nay, horror! to receive the latest bill £34.00!!!!

Then just to add insult to injury I received the 'Force/Gold' charges for a ONE month period £20.00.

Estimate that if you will to around £94 per quarter for the combined charge and, you guessed it I have sent off my intention to withdraw from use of the system, I would not mind if I felt I had had something for my money but all I done was look through a few pages on about four or five occasions and I don't think I am any the better for it, the most interesting thing I found was the scale of charges and I now have some ready experience of that!

I have recently purchased several pieces of Software (from the recommended dealers, of course) amongst them the Colour version of Print Shop and Printrix Version 1.11. While I have enjoyed using both these items (have not done too much with Printrix yet) they are both programs that cost me in excess of £50 each and I wonder can I really justify paying the prices being asked for software for my own personal use, why do we Apple Users have the most expensive machine when it comes to feeding time, the only consolation being the vast amount and variety of software available for the Apple. For all my moans I would like to say that it is my intention to stay loyal to the Apple II+, Apple IIe and Apple IIc machines I have at present and that if anyone wants to give me a GS I would be quite happy to add that to my collection!

Finally may I say that I appreciate the way in which you keep separate the Apple II and Mac items within the Journal, the only comment I might make is on the quality of some of the copies I have re-

ceived over the past 18 months, occasionally I receive a copy with a couple of pages that due to a lack of ink on paper make reading hard work.

Paul Warwick
Trowbridge, Wilts.

Reply] *Hello Paul, I will answer your letter in reverse order if I may.*

The print quality is something that I hold dear to my heart, after all it takes me about 250 hours every two months to put the mag together - please accept my apologies for receiving a bad copy - if this happens please give us a ring and we will ensure you get a decent copy.

Prices of all Apple related products are high - see my comments in the last few issues - I am at a loss to explain the reasons!

Your remarks about the Force are correct - we have made representations to BT about the hike in price and we have been told that OFTEL caused the rise. Anyway we will hopefully have the answer soon when our new BBS goes on line. (see elsewhere)

Finally you have hit the nail on the head over Apple II material in the magazine, I can quite easily fill up the whole mag with Macintosh articles and news because members write and products appear all the time. Jon Gurr (MGA) has given the membership a good offer to keep the Apple II going, it is now up to the members to respond. We have a few things that will ensure material including an offer by a U.S. publisher to use some of his material. We have made representations to Apple (UK) and hopefully we may have response.

Beer drinking IIc

Dear Sir,

I thoroughly enjoy the magazine, and look forward to receiving it. I should, however much like to meet any fellow Apple Business Users in my area. I have tried "Midapple" but they seem more interested in computing than business - apart from meeting at a very inconvenient time for a publican. I use my IIc a great deal for keeping track of the cash in the business, and for stock control, printing price lists etc, but feel I don't make anything like full use of it - only use "Appleworks" which I find excellent, but feel I am missing out. Perhaps someone could suggest a course I could attend.

Barry Connolly

"The Back of Protatoes"
Birmingham
(021) 353 6433



THE WORLD'S FASTEST DISK DRIVE

plusDISK is a MAJOR breakthrough in storage technology, combining the lightning performance of a RAMDisk with the convenience of a hard disk! No other storage device can match the sheer speed of plusDISK (over 20,000 times faster than a hard disk). It has no moving parts, makes no noise and plugs straight into any standard slot in a II+, //e or IIGS.

CHECK OUT THE PERFORMANCE:

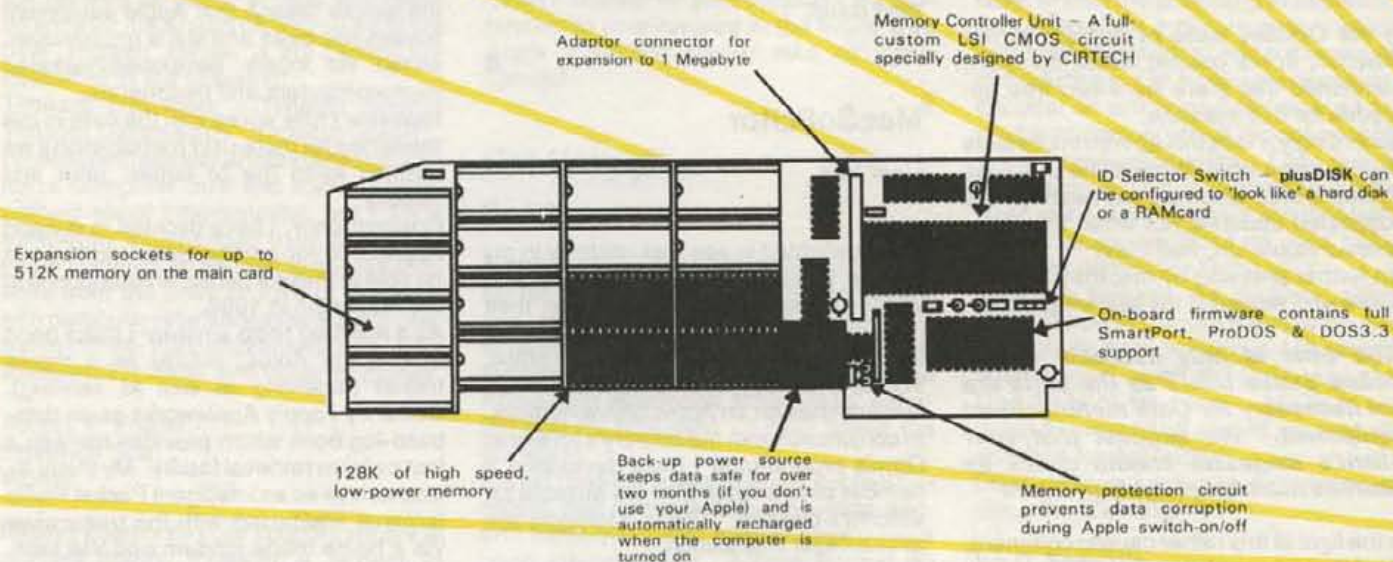
(times in mSecs)	Disk//	3.5 Disk	SCSI HardDisk	plusDISK
Maximum access time	1130	445	320	0.001
Average access time	490	270	90	0.001
Maximum data transfer rate (Kbytes/second)	62.5	31.25	530	1023

SOME PRACTICAL EXAMPLES:

(times in Secs)	Disk//	3.5 Disk	SCSI HardDisk	plusDISK
Switch-on to AppleWorks	12.9	9.2	12.3	1.0
Load 147K AppleWorks File	73.0	55.0	31.6	24.8
Save 147K Appleworks File	79.0	58.0	26.5	17.2
Switch-on to MouseDesk	29.3	28.0	18.5	3.6
115K File Copy	111.0	93.0	32.7	11.0

(tested on //e using 192K plusDisk)

plusDISK comes fitted with 128K of superfast, low-power permanent storage memory and is easily expandable to 512K on the base card, and up to 1 Megabyte with an add-on Adaptor. It is 100% compatible with all standard Apple operating systems and programs (ProDOS, ProDOS16, Pascal, CP/M, DOS3.3, AppleWorks, etc.) and can even be used by AppleWorks for desktop expansion!



You can start up any standard Apple program in a fraction of the normal time and your data files can be stored on plusDISK just like any other disk, but they are *instantly accessible* as soon as you turn your Apple on!

plusDISK is supplied with partitioning software which lets you store ProDOS, Pascal 1.3, DOS 3.3 and CP/M programs on your expanded plusDISK - *all at the same time!*

And if you're thinking a device with this amazing performance must cost a fortune - you're wrong!
plusDISK costs less than an ordinary disk drive!

£128


(Each additional 64K Expansion costs £16.00)

Prices exclude VAT

CIRTECH (UK) LIMITED, Currie Road Industrial Estate, Galashiels
Selkirkshire, Scotland, TD1 2BP Telephone (0896) 57790
Telex 265871 (Attn. 84:CPD001) - Telecom Gold Source Mailbox - AAH55



© CIRTECH (UK) Limited 1987. Apple II+, //e, IIGS, Disk//, SCSI, ProDOS, ProDOS16, MouseDesk and AppleWorks are registered trademarks of Apple Computer Inc. CP/M is a registered trademark of Digital Research Inc.



Members Letters

Continued from page 10

Reply] Thanks for the letter and compliments, I am sorry to hear of your plight but can sympathise. I realise that getting to a meeting on a Friday for a publican is difficult and even more so on a Saturday when we organise a workshop - however I can recommend the Apple II Workshop on April 16th, it's on a Saturday and it is in North London but I am sure that you will gain as much benefit as from a mid-week £125 course.

Jim Watson, a member runs his Margate pub on his Apple system - maybe he can give you some tips? If any other members are in a position to help please contact Barry direct.
Ed

What Upgrade?

Dear Mr. Panks

In the October issue of Apple2000, Mr Attwood, in his column about the IIGS, mentioned that there were two free upgrades for this machine.

Accordingly, I took this up with the dealers my GS came from, Wharnclyffe Business Systems Ltd., who had not heard of the suggested updates; nor when they telephoned Apple UK, had they!

On further pressing by me, they wrote to Apple who replied in the following terms:-

"The offer is only available to the United States Users as the parts are not necessary for Cork manufactured equipment. We suggest that your Client's magazine should check its sources more thoroughly in future".

In the light of this rather caustic comment, Mr. Attwood may have something to say to Apple?

May I say how much I continue to enjoy Apple 2000 and particularly its new format? There is just one aspect that does concern me and that is the great preponderance of Mac material. As I recall, your own survey showed that Mac users represent a very small proportion of your readers and it does seem a shame to devote so much space to the Mac.

To turn to something different, there was a move some years ago, to produce an index of BASUG's disc library with a meaningful description of each disc. Was this ever completed and, if so, is it possible to obtain a copy. I am sure that there is an enormous amount of useful and entertaining material there but if nobody knows what is there.....

John
Nottingham

Reply] John, I was on the other end of a telephone in October attempting to give

an employee at Apple UK the reason why we published that item, at this time we are still in contact with Apple over this matter. To explain the situation would take ages so here is the short version: We are in contact with User Groups in the States and they have been informed by Apple Inc that the ROM's and the Video chip have bugs in them. They are being changed by Apple Inc. We obviously got this info hot from the U.S. and believe that our members are entitled to this info. However Apple U.K. had not and still have not decided on the policy for the upgrade. They say it is not required we are waiting for more info.

The other point about Mac v Apple II has changed dramatically over the last six months but we still intend supporting the II range. See my comments elsewhere. The disk library problem was never finished and your point is taken - more info next issue.

Ed.

MacSolicitor

Dear Sirs,

I was delighted to see that contrary to my beliefs there is another solicitor who wants to use Apple Macintosh in their practice. Until now I believed that we were the only practice using them in our office. We at present have a network of 25 Macintoshes on an Apple Share network. In conjunction with the country's foremost Omnis programmer I have developed a number of packages that are suitable for solicitors practice. These packages are available for distribution.

At the present time I have a Solicitors Accounts Package which will shortly be available for sale and anybody who might be interested in further details should contact me at the address below.

David Steene

Brand, Montague & Co
Solicitors/Commissioners for Oaths
Sherwood House
179 Northolt Road
South Harrow
Middlesex HA2 0EH
Telex: 081 422 11181

Reply] Thank you for your letter, it is amazing what Mac's are used for and perhaps you may wish to let us have a small article on your application of the Mac in your business.

Omnis 3 still has the upper hand in speed and I find it much easier to use than 4th Dimension which has a learning curve like learning to program 'C' - I hope that your package is successful.

Calling Radio Hams

Dear Jim Panks

Being an oldfashioned Apple II+ user (since 1981) I have been a member since 1983 and had to decide on membership renewal for 1988.

In spite of the excellent presentation of Apple2000 in its current form there is relatively little news/learning material for the II+ user.

Time is passing on, new Apple kit appears on the market and, quite understandably, the user group(s) follow suit. In the USA the situation is somewhat different. There, Apple is almost a (double) household name and consequently specialised magazines like Nibble flourish, confirming the strong base Apple has in that large country.

In the UK Apple is not all that prominent for the simple reason that Apple equipment always has been and still is grossly overpriced viz locally developed/marketed microcomputers and peripherals.

However I fully agree with the calls in this magazine for more user participation if we wish to keep the "II family" alive and healthy.

Consequently, I have decided to support Apple2000 for another year and hope to be able to make a personal contribution to the magazine in 1988.

As a licenced radio amateur I make good use of my Apple, initially as a morse trainer (receiving as well as sending). Currently I apply Appleworks as a database-log book which provides me with a fast callsign retrieval facility. My trusty II+ also serves as an intelligent Packet Radio terminal interfacing with the transceiver via a home made modem and VIA card, making use of public domain software developed by a German amateur with callsign DL2MDL.

The purpose of these lines is to find out whether there are radio amateurs among the readership using their machine in the shack.

For those who are training for the morse test to obtain an "A" licence I have available some very useful "morse" programs in Applesoft and Integer Basic (all public domain). Sending a 5 1/4 floppy and a ssae will do.

Frank Dinger
63 Blosside Drive
Purtillothen
Scotland AB11 4QW

Reply] Thanks for your letter and support. Apple have released figures which suggest that the Apple II is doing well in other countries - Apple UK have decided that they will concentrate on the Macintosh in this country. However with the memberships help we can keep the Apple II alive

Members Letters

in the U.K.

I hope that any Radio Hams will contact you - perhaps a short article on using an Apple in that area would be of interest to others.

Supporting the Apple II - 1

Dear Mr Panks

Firstly, I should like to tell you how much I enjoy the user group magazine. I am one of the many Apple IIe users who would like to see more articles and reviews of interest to us, we seem to be swamped by Mac related topics. As you so rightly point out it is up to the membership to try to redress the balance a bit by submitting articles for publication.

Having read Jon Gurr's open letter in the recent issue I should like to take up the offer of reviewing software and submitting the reviews to you. Perhaps you could arrange for me to start off with some of the new 'Timeout' series. I am particularly interested in the following:

Timeout Desktools - Timeout Spell - Timeout Ultramacros - Timeout Graph

I should perhaps say at this stage that I am not a 'computer buff' and know virtually nothing about programming, but I am a sufficiently experienced user, of several years standing, to be able to assess software from the point of view of the user, with particular reference to its ease of use, performance, the comprehensibility of the associated manual, and value for money.

Audrey F. Friend
Droitwich Spa
Worcs.

Reply] *Thanks for your support, we are at present putting together a system to ensure that all the offers we have received are dealt with. User reviews are what we want and you do not have to be an 'expert' to review software. All we are looking for are honest users views as to the suitability of software for the tasks they are designed for. We will be in touch shortly with regard to your kind offer.*

Supporting the Apple II - 2

Dear Sir,

The offer made by Jon Gurr (MGA Microsystems) in his letter on page 7 of the December issue of Apple2000 leads me to ask whether you might like to consider me as an occasional reviewer.

Specifically I am currently interested in reviewing (a) 'Publish-It' and/or (b) 'Personal Newsletter'

Dr. B.P. Stark
Cambridge

Reply] *Thanks for your offer we will be contacting you shortly to make arrangements for a review.*

Supporting the Apple II -3

Dear Jim,

Enjoyed latest Apple2000, as usual, I would like to review 'Apprentice C' and the Prime Plotter - in that order for MGA and ourselves. I already own Aztec Dos 33 & Prodos 'C' which I would have reviewed by now except that there is a flaw in the Math.lib which I am in the middle of sorting with Manx. I also use a plotter. A very helpful idea of Jon Gurr. (MGA).

Michael Tickle
Oxford, Sevenoaks

Reply] *Thanks for your support - we look forward to your reviews in the future. The Apple II section should take off again shortly!*

Not Happy!

Dear Sir

SIMPLE LETTER WITH QUESTIONS

My reluctance to renew membership 1988 and disillusionment with Apple2000 is supported by recent comment viz. lack of support for Apple II users. To me Apple2000 is 'support Mackintosh' catering only for high fliers - I can't speak the language.

Earlier this year I purchased an Apple II Europlus, disc drives and Epson printer, second hand, yes (what a relief it must have been for someone). I have Format 80 (doesn't work) Multiplan (only 40 columns) 80 column ACE (Franklyn) doesn't work. Dave Ward's 'Hotline'? froze when I appealed for help. He asked me to contact another user and promised to write me some backup. I did not relish the idea of invading someone else's privacy with my problems and Dave's promise was never fulfilled.

Please appreciate my feeling of abandonment.

R. Cook
Sunderland.

Reply] *I am sorry to hear of your complaints about the hotline service - Dave Ward deals with over 300 members each year and yours is the first complaint. You say that you do not relish the idea of invading someone else's privacy but you would not be if Dave has asked you to contact him. We have to rely on members expertise that's what the club is all about. No one in the club is the 'Guru' we all help each other.*

Your comment about the Apple II and Mac has been answered elsewhere and with the memberships help we can overcome this problem. The problems you have had with the software I can't comment on - to say that they just do not work is as far as I am concerned not enough. I hope that you are able to overcome your problems.

The Fractal Apple II

Dear Editor,

Find attached examples of various 'Fractal' including the Mandelboot set generated on my Apple IIe and Epson dot matrix printer. These are mostly photocopy reductions as some of the plots are at the 1600 x 1600 pixel level. (None of them are screen dumps). I have written the programs in Applesoft. I could produce a picture gallery article with brief comment or add a discussion of the listings. On a previous occasion I did offer an article on Fractals but I am unable to comply with a requirement for a word processed script. I can supply disc listings but any text would have to be hand written. (I don't type nor do I have a word processor but I do write many items for publication by hand). Feel free to keep the 'pictures' either way. Although I mourn the slow demise of Apple IIc I am awaiting a 440 serious 'Archimedes' which at 1/2 the cost of a Mac II has to be a steal. My IIe is not being pensioned off so find my renewal attached for Apple2000. Does anyone have any experience of using the 'Zip Chip'?

Ian D. Entwistle

Reply] *Thanks for your offer - we will gladly accept your articles handwritten - we obviously have to type them in which can take some time. I have put your fractal pictures in the magazine elsewhere. I am trying to get info on the Zip Chip - it has not been released yet apparently but I have heard that a Zip Chip will be available for the whole Apple II range. If any member has any knowledge please let us know.*

Members are invited to submit articles, letters, tips or hints on any Apple related subject.

News Bytes

APPLE AND DIGITAL EQUIPMENT CORPORATION ANNOUNCE JOINT DEVELOPMENT EFFORT

DEC and Apple Computer, announced a joint development effort to integrate Macintosh personal computers and AppleTalk networks with VAX systems and DECnet/OSI enterprise networks.

These development efforts will take advantage of open standards for desktop integration, based on the industry-standard Open Systems Interconnection (OSI) model of the International Standards Organisation (ISO). "The combination of Digital's and Apple's technologies represents one of the strongest alliances yet in the computer industry," said John Sculley, Apple's President. "It brings together the best technologies from two of the industry's best known innovators. The big winners will be large companies and universities who will have new opportunities for powerful, highly integrated, multi-vendor office systems that are easily accessible and usable." "Digital's strategy is to provide networked server and desktop solutions," said Kenneth Olsen, president of Digital Equipment Corporation. "They include the VT terminal family, VAXmates and VAXstation worksystems, designed to allow users with different needs to share resources, information and applications across a network based on international standards.

Digital also integrates other quality desktop systems - the development efforts with Apple will extend that integration to our customers who use and love the Macintosh, and will advance the movement toward the OSI international standards".

A growing number of companies use both Macintosh personal computers and Digital networked systems. Studies have shown that about 36 per cent of VAX sites now use Macintosh and customers are actively seeking ways to integrate and enhance these systems.

The joint development effort will address these customer needs.

Also, according to the companies, independent software vendors (ISV's) will benefit. The joint development effort will provide a consistent set of application programming interfaces which developers will use to write distributed applications, leverage industry-standard networks, and interchange documents.

Under the joint development effort, Macintosh applications will be able to access information from and share resources with VAX systems and networks. These applications will use VAX-based services to connect Macintosh computers on an AppleTalk network to Digital systems on an enterprise-wide network, DECnet/OSI.

The Digital and Apple development efforts are intended to accomplish the following:

Distributed Applications Methodology.

Distributed applications will be able to access VAX-based services using process-to-process communication methods.

File sharing.

Macintosh computers will be able to access files stored on VAX systems using the AppleTalk Filing Protocol (AFP).

Document Interchange.

Revisable form documents created on Macintosh and VAX will be interchanged utilising the ISO/ODA standard via Digital Document Interchange Format (DDIF).

Printing

Macintosh and VAX users will be able to use both Digital and Apple PostScript printers on the network.

Terminal Emulation

Macintosh computers will be able to emulate Digital terminals to access computers over

APPLE LAUNCHES THE LASERWRITER II FAMILY OF PRINTERS

DECnet/OSI networks. Terminal emulation will support both ASCII characters as well as X-Windows graphics.

Electronic Mail.

Macintosh electronic mail applications will be able to communicate with Digital electronic mail services, including ALL-IN-1 and X.400.

Conferencing.

Macintosh computers will be able to participate in the VAX Notes electronic conference facility and VAXVTX corporate videotex.

Database.

Database standards and capabilities will be jointly specified allowing Macintosh applications to access data on VAX systems over DECnet/OSI.

Networking.

DECnet/OSI Phase V will be used to integrate AppleTalk networks into wide area networks.

Network Management.

Customers will be able to manage DECnet/OSI and AppleTalk networks in a unified way. Digital and Apple are making no product announcements today. The companies are planning a joint developers conference in August where technical specifications will be published.

Digital Equipment Corporation, headquartered in Maynard, Massachusetts, is the world's leading manufacturer of networked computer systems and associated peripheral equipment and the leader in systems integration with its networks, communications, software and services.

Apple has announced the LaserWriter II family of desktop laser printers, offering users a selection of printers that span the range of activities from general office printing to sophisticated desktop publishing, with prices ranging from £1,995 to £4,495.

The LaserWriter IINTX, LaserWriter IINT and LaserWriter IISC, which replace the LaserWriter and LaserWriter Plus models, offer features such as improved print quality and faster output, increased storage, and expansion capabilities.

One of the main features of the LaserWriter II family is the new modular design. This means that all three printers share a common platform, the Canon LPB-SX second-generation printing engine, which offers darker blacks, high reliability, longer lifespan and enhanced paper handling capabilities. This provides an easy and cost-effective method of upgrading the printers as users' needs grow. Upgrades will be done by authorised Apple resellers simply by changing controller boards, preserving the engine investment.


The LaserWriter II print engine is an eight-page-per-minute, 300-dpi print engine. Its 300,000 page rated duty cycle is triple that of the LaserWriter and LaserWriter Plus, and the toner cartridge has a 25 per cent longer life.

The LaserWriter II family works with the Macintosh Plus, Macintosh SE and Macintosh II personal Computers. In addition, the LaserWriter IINTX and the LaserWriter IINT are compatible with the Apple IIGS using applications that can produce POSTSCRIPT.

MS-DOS or OS/2 users can also use the LaserWriter IINT and the LaserWriter IINTX with POSTSCRIPT applications, either through the AppleTalk PC Card or the emulation modes provided by the printers. "Our increasing success in


News Bytes is compiled from press releases and information received from other trade sources.

Bidmuthin's A-Z of //GS solutions.




A complete GS accounts system, seamlessly integrating sales, purchase and general ledgers with invoicing from stock, stock control & management reports. Brilliantly easy to use and fast. Designed for the non accountant.

Options include RAMcaching & macros.




Yes, once you've drawn a few boxes you run out of great ideas.

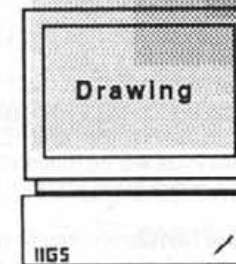
Or do you?



Based on AppleWorks expanded and enhanced with as many options and utilities as you need: Spelling Checker, Macros, Comms, Graphs etc. etc. All fully installed with mousedesk & selector to give a price/productivity performance few other systems can hope to match.



An answer to the 'joys' of trying to communicate with the outside world. Datalink, an internal, 1200/1200 baud Hayes compatible AA/AD modem complete with software. Also external modems and a variety of software.



TopDraw is a magnificent drawing program for the //GS only. It is object orientated, with masses of features. Like a colour version of MacDraw. Integrates with Multiscribe for desktop presentations.

Filing
Graphics
Hard Disks
Integration
Joysticks
Hard disks
Konsultancy (we may be good technically, but lousy at spelling)
Linking
Music & Multitasking
Number crunching & Networking
Options
Printing
Quality support
RAM
Science
Training
Utilities
VIP Professional
Word Processing
Xtra memory
Zork Trilogy - after that lot everyone needs a break!

These are just some of the systems we can offer. If you have a problem, why not let us recommend an answer. We guarantee it will meet your requirements.

Bidmuthin Technologies Ltd.
Brent House
214 Kenton Road
Harrow
Middlesex HA3 8BT
Telephone 01-907 8516

Apple Authorised Resellers
Level 1 Service Centre
Apple // series & Mac

News Bytes

business, government and education stems not only from the acceptance of the Macintosh, but also of the LaserWriters and their expanding use as general-purpose productivity tools", said Keith Phillips, Managing Director, Apple Computer UK. "The introduction of the new family of LaserWriters underscores Apple's commitment to continue as worldwide leader in desktop publishing, while at the same time providing high-quality printing for a full range of general office printing needs".

LaserWriter IINTX

The LaserWriter IINTX is the personal computer industry's first available Motorola 68020-based desktop laser printer. It meets the high-performance, high-volume needs of workgroups and is also capable of the sophisticated text and graphics required by graphic design professionals.

Built around the Motorola 68020 microprocessor running at 16 megahertz, the LaserWriter IINTX is up to four times faster than Apple's LaserWriter Plus.

Standard LaserWriter IINTX features include POSTSCRIPT, 1 megabyte (MB) of read-only-memory (ROM), 2 MB of random-access-memory (RAM), 35 standard typefaces, and built-in AppleTalk support for sharing the printer on networks.

The IINTX has three expansion options—additional ROM, expanded RAM and the capability to attach SCSI hard-disk drives.

Internal RAM can be expanded from 2 to 12 MB. The expanded memory increases the capacity for downloaded typeface fonts and font caching - a method of storing images made of individual dots (called bitmaps) in memory for future use. This significantly reduces the time required for page processing. Memory upgrades also improve inprint times because the LaserWriter IINTX can print a page while beginning to process the next page.

One or more SCSI hard-disk drives can be attached directly to the printer. These disks improve speed and can also be used for permanent storage of an almost unlimited number of

fonts downloaded from the Macintosh.

The IINTX provides an RS-232 serial port for connection to a host computer. It also offers Diablo 630 emulation mode and Hewlett-Packard LaserJet Plus emulation mode, ensuring compatibility with two of the most popular MS-MOS and O/S2 print drivers.

LaserWriter IINT

The LaserWriter IINT is the general business laser printer, offering improved print quality and more memory than the LaserWriter Plus which it replaces. It gives users the versatility to perform a variety of productivity and publishing tasks from correspondence to complex newsletters and presentations.

The IINT offers the latest version of POSTSCRIPT, 1MB of ROM and 2 MB of RAM. The extra memory improves speed and adds room for downloading fonts.


The LaserWriter IINT incorporates the Motorola 68000 microprocessor, 35 standard typefaces, and built-in AppleTalk support for sharing the printer on networks. A built-in Diablo 630 emulation mode allows MS-DOS and O/S2 compatibility, and an RS-232 serial port allows connection to a host computer.

LaserWriter IISC

The LaserWriter IISC is a low-cost, single-user laser printer with 300 dpi full-page text and graphics. It meets individual Macintosh users' needs in office productivity and basic desktop publishing, such as correspondence, memos, presentations and reports. It is also suited for single users or small businesses requiring high-quality output without networking or more advanced text and graphics capabilities. Sharply defined text and full-page graphics are created internally, using the QuickDraw graphic routines that reside inside every Macintosh.

The LaserWriter IISC uses the Motorola 68000 and has 1 MB of RAM required for imaging a full page of text and graphics at 300 dpi resolution with high-speed throughput.

Brand-name typefaces, Times, Helvetica, Courier and Symbol



The new Laserwriter showing the controller board.

are included on disks sold with the printer in sizes ranging from nine to 24 point. A SCSI interface provides high-speed data transfer capabilities for fast printing and for daisy-chaining up to six additional SCSI peripheral devices.

"Coupled with Macintosh, the LaserWriter II range gives Apple's users the most easy-to-use, high-performance personal computer system technology available" said Keith Phillips. "Apple sets a new standard in laser printing with the introduction of the Motorola 68020-based LaserWriter IINTX, in line with its commitment to make the most powerful products available to users". The new print engine offers all members of the LaserWriter II family improved paper handling capabilities. The printers have a 200 page A4 tray, and other options such as a 15 sheet envelope tray. They also feature a manual feed slot, which is adjustable from standard letter width to envelope width. The standard face-down output bin offers forward collation of up to 100 pages, and an alternative face-up output tray provides a complete straight-

through paper path for heavier-gauge paper. The LaserWriter II weighs only 45 pounds, 23 pounds less than the original LaserWriters.


PRICE AND AVAILABILITY

The LaserWriter IINT is available from January 15 1988 and the LaserWriter IINTX and LaserWriter IISC are available from March.

The suggested retail prices are
LaserWriter IINTX £4,495
LaserWriter IINT £3,295
LaserWriter IISC £1,995

Suggested prices for upgrades are as follows:
LaserWriter IISC to the LaserWriter IINT, £1,495;
LaserWriter IINT to the LaserWriter IINTX, £1,495;
LaserWriter IISC to the LaserWriter IINTX, £2,795.
The LaserWriter and LaserWriter Plus will be discontinued as of January 15 1988.

Future revisions of system software print drivers will support the installed base of LaserWriter and LaserWriter Plus.



Rear view of the new Laserwriter

News Bytes

Adobe to release new version of Illustrator and a D.A. to allow colour separations.



A new version of Adobe Illustrator should be released shortly. In the U.S. a beta-test version

1.3 has been seen around. It has a new tool which measures the distance of lines and it is also supposed to be a full colour version.

Also seen is a D.A. called Separator. This allows the LaserWriter or Linotronic to output separations for full colour artwork. No dates or prices have been announced but expect them soon.

New updates to old Apple Macintosh Applications expected soon.

Apple's new software company Claris have been showing off to the press in the U.S. the new product line expected to be announced at San Francisco. These include MacPaint 2.0 which still has no colour, MacDraw II is apparently a complete rewrite of the old MacDraw. It is supposed to

have full colour and a host of new features.

MacProject is another with many new features and enhanced speed. MacWrite 5.0 however is reported to be just an update with the added advantages of a spell-checker. No prices or release dates yet.

Stand by for MicroPro's entry to the Mac W.P. market.

MicroPro the publishers of WordStar on the P.C. and Z80 based machines are believed to have bought the rights to a new W.P. application for early release.

No real news of its exact specifications but you can assume that MicroPro will have backed a good one for their entry into

the Mac market.

This is a good sign because with more than three good applications released within a month from three major P.C. publishers it means that the Mac market is now big enough to attract other large P.C. companies and competition is good for the user and for prices.

HyperCard shipments top 1/4 million.

Apple have apparently shipped over a quarter of a million HyperCard packages since November.

This is roughly equal to one package for every five Macs sold.

COMTEC COMPUTER REPAIRS

- FAST TURNAROUND - NORMALLY 2 DAYS
- 3 MONTH WARRANTY
- COMPETITIVE PRICES ON ALL SERVICES

EXAMPLES

APPLE II + OR //e Power Supply. £32
APPLE II + OR //e Motherboard. £32
Apple Interface Card (most makes).£25
Disk Drive - cleaned & aligned. £25

Please ring for other repair prices or send equipment for free estimate.

Quantity Discounts available.

Repair prices include P&P and V.A.T.

MACINTOSH UPGRADES

128K to 512K - 128K/512K to MacPlus

MacPlus Extra Memory

1 MEG TO 2 MEG

1 MEG TO 4 MEG

RING FOR BEST PRICE

NOW IN STOCK

MacPlus Connectors, Serial & AppleTalk.

Price depends on quantity.

COMTEC

ST GEORGES MILL,

3 ST GEORGES STREET,

MACCLESFIELD, CHESHIRE, SK11 6TG

TEL (0625) 34691

BEAGLE BROS introduces the TIMEOUT™ series.

7 NEW APPLEWORKS™ enhancements that are more advanced, more powerful, faster and easier to use than anything you've ever seen.

All 7 programs work inside AppleWorks.

TIMEOUT GRAPH £83.86

Turn spreadsheets into great looking graphs from inside AppleWorks!
9 graph types (bar, line, pie, etc.) • Auto or manual scaling • Titles • Legends • Labeling • Grid lines • Axes, symbol and line formatting • Save to disk • Print in several sizes

TIMEOUT SUPERFONTS £47.77

Print with great looking Macintosh® fonts from inside AppleWorks!
Proportionally spaced characters • Mix fonts and sizes from 6 point to 127 point • High quality print mode • 50% reduction • Styles: bold, italic, underline, shadow, outline, subscript, superscript & negative • Mix graphics with text • Lots of fonts included

TIMEOUT QUICKSPELL £41.68

Check spelling from inside AppleWorks, Fast!
Checks even large documents in seconds • Make corrections in context or from a list of misspelled words • Suggested spellings • Finds and corrects "double words" • 80,000 word Random House Dictionary • Custom dictionaries

TIMEOUT ULTRAMACROS £35.60

The most powerful macro program ever written for AppleWorks!
Memorizes thousands of keystrokes • Built-in commands and macros • Over 50 programming commands: If Then Else, Peek, Poke, etc. • "Sleeping" macros for alarms • Task files • Intelligent macro compiler • Special key-lock for handicapped

TIMEOUT SIDESPREAD £29.81

Print spreadsheets sideways from inside AppleWorks!
No limit on spreadsheet size • Print all or part of the file • Many fonts and sizes • High quality print mode • 50% reduction

TIMEOUT FILEMASTER £29.81

Total control over files and disks from inside AppleWorks!
Copy, compare, rename, delete, lock and unlock files • Copy, compare, rename, erase and format disks • Create and copy subdirectories • One pass copying • Powerful selection rules • Display 100 files at once • Fast load and save of RAM disk

TIMEOUT DESKTOOLS £29.81

The best desk accessories inside AppleWorks!
Calendar with Appointment Scheduler & Task List • Calculator • Notepad • Dialer • Envelope Addresser • Clock • Clipboard Converter • File Encryptor • Case Converter • Page Preview • Word Count • Puzzle

INTRODUCTORY PRICING

PRICES EXCLUDE VAT.

(postage £2.00 plus 75p per item).

MGA MicroSystems

PEAR TREE, 0233-

APPLEDORE, 83571

KENT TN26 2AR

News

Bytes

Apple IIGS Finder Released in the United States.

At long last a release version of the GS FINDER is out in the States, and is included on System Disk versions 3.1 upwards. Although it looks like Desktop, it operates under ProDOS 16 and needs a minimum of 512K

RAM. Icons can be colour-coded by type for ease of identification. Let's hope it is soon made freely available over here.

Apple II range ZIP's upto speed with the ZIP Chip.

Remember the machine speed-up cards, packed full of power hungry chips, which claimed to make your Apple // three times as fast?

Now there is a new idea called 'ZIP CHIP', a single chip which replaces the microprocessor in your machine, and has its own fast 4 MHz processor, a 16MHz clock, and a special RAM cache on board. It can address all available memory up to 1.9

megabytes, and has 16 keyboard controllable speeds.

Zip Chip is claimed to run ALL software up to FOUR times faster on a II+, //e or //c, without using a slot space or affecting other devices. They are currently working on one for the GS!

We will have a full report when we can get our hands on one!

DTP on the Apple II using Softsync's Personal Newsletter

Personal Newsletter from Softsync brings desktop publishing to the enhanced Apple //e, //c or GS. It features different typesets and fonts, and combines sharp graphics with text and can import clip art from

other programs. Most dot matrix printers are supported. Not quite Xpress, but then it is only 10% of the price!

Available at £59.95 from MGA Microsystems.

Publish - It on your Apple II and print it on a LaserWriter !

Another DTP programs for the Apple // is Publish-It! from Timeworks. This one has many of the features found on Mac packages including WYSIWYG, multiple fonts and styles, kerning, and graphics integration. It also has automatic text flow from column to

column, or to following pages. Laserprinter output is possible with an optional Accessory Pak. Must be the best DTP package yet for the Apple //.

Copy II Plus Version 8 for the Apple II range.

Bit copy, sector copy and block editing for 3.5" disks are now featured on the latest version 8 of COPY II PLUS.

All this is added to the normal 5.25 utilities. Another major feature is the ability to use RAM to save disk swaps. Version 8 requires a minimum of 128k

and will not run on the Apple II Plus.

Owners of other versions can upgrade by returning the original master together with £14.99.

Priced at £39.95 it is available now from MGA Microsystems.

SuperPrint for big prints!

SuperPrint from Scholastic will print all sorts of things from your Apple II - from stationery and greetings cards to monster 55" high ultra-graphics. Great for the kids - hell for your printer! Use some paper NOW.

GS BASIC in the States

Apple (USA) have released GS BASIC, an updated Applesoft running under ProDOS 16. It can use all available RAM memory, can access the Toolbox routines, and works with SANE and Integer numerics.

Special Upgrade Offer for all Macintosh 128k & 512k Owners.

Apple U.K. has announced a programme that allows owners of Mac 128k, 512k and 512k/800 computers to upgrade to Macintosh Plus at a special price.

The programme makes a special bundle available at £450 which includes the full upgrade to Macintosh Plus, together with HyperCard and the new System Software (ver 5.0) incorporating MultiFinder.

The opportunity to upgrade at less than half the normal price is a reflection of Apple's commitment to the installed base of early Macintosh users. As Chris Calvert, product marketing manager at Apple U.K. explains, "We recognise that the power and functionality of the Macintosh range has expanded rapidly over the last two years. This means owners of 128k or 512k machines are no longer able to take advantage of all Apple's system software enhancements, for example

MultiFinder, or some of the new third party applications. The upgrade programme is designed to allow users of our first Macintosh products to grow their systems and harness the latest developments".

The Macintosh Plus upgrade contains features that are required to run Apple's latest release of Macintosh system software and HyperCard, as well as a growing number of software applications. These features include a memory upgrade to 1 MByte of RAM and 128k of ROM, a SCSI interface and the 800k internal disk drive. Owners of 512k/800 systems who already have the 800k drive will be able to purchase the Macintosh Plus logic board for £305.

The programme runs until August 31st 1988 when the upgrade will be discontinued. Orders placed from February 15th will be delivered in April.

ALPHATRONICS

(Please note that all items are compatible with all versions of Apple DOS, ProDOS, CP/M and Pascal unless otherwise stated)

Floppy Disk Drive

140k half height floppy drive, pancake motor (high quality Japanese XM4 mechanism) this drive is a one for one replacement for the old full height Apple Unit. £89

13/16 sector, twin port disk drive controller £25 (suitable for use with both standard Apple or half height drives)

Memory Expansion

16k RAM II/II Europlus/II+ £25

64k/80 COL extended text card IIe £25

Coprocessors

Z-80 coprocessor card, to run CP/M software £25

Printer Interfaces / Serial Interfaces

Epson/Centronics incl cable £29

Grappler + compatible incl cable £29

RS232 serial printer card £29

Serial plus card - suitable for use with a modem, with software selection of protocol and full Apple super serial emulation £49

80 Column

80 column extended text card for IIe, with 64k memory £25

80 column text card for IIe £19

Other hardware for II+ and IIe

Heavy duty power supply 7.5A output £49

Add £2 for P&P (Items by carrier £8.95 extra) and add 15% V.A.T.

ALPHATRONICS

Alphatronics - Wolverley House - 18 Digbeth
Birmingham B5 6BJ
021-643-9866

Workshop2000

FUTURE EVENTS

A.G.M. & General Workshop

Saturday April 9th 1988

10am - 4pm

Subjects

Apple II & Macintosh

General Hands-On Workshop

Venue

Sir Mark Colett Pavilion

Heverham Road, Kemsing

Sevenoaks, Kent

APPLE II SPECIAL

Saturday April 16th 1988

10am - 4pm

Subjects

AppleWorks Enhancements

PC Transporter

Venue

Bidmuthin Technologies Ltd

214 Kenton Road

Harrow, Middx

3.5 BIT COPIER FOR APPLE II APPLE IIGS OWNERS REJOICE!

Copy II Plus Version 8 now available!

Our most comprehensive update in over a year. Version 8 adds:

- Full 3.5" bitcopy program. Includes bit copy, sector copy, block editor, Hi-RES disk scan and parm files for the latest file software!
- Memory manager for copying disks. Single drive users will no longer have to swap disks if extra memory is available. Supports IIcs Laser 128 EX, Apple-style 1 meg RAM boards and the Utilities and 3.5" Bitcopy.
- Our Latest PARM files for both 3.5" and 5.25" software.
- Several small (and helpfully) changes and enhancements. ... (Version 8 3.5" bitcopy requires 128K of memory, will not run on Apple II Plus!)

- still only £39.95

Existing Copy II Plus owners may upgrade to version 8 by returning their original master disk together with a cheque for £14.99, both 5.25 & 3.5" disks are in the upgrade.

These prices include postage/VAT (except items under £20.00 which are subject to our standard £2.00 handling charge). E.&O.E.

MGA MicroSystems
PEAR TREE, **0233-83671**
APPLEDORE, **0233-83671**
KENT TN26 2AR

News

Bytes

MicroSoft Write for the Mac

MicroSoft are expected to release a new Word Processor for the Macintosh shortly. Beta versions of MS Write have been popping up in the U.S. and it looks certain that this new product will be received well. Utilising the basics of Word3 this budget version will take over where MacWrite left off. Write uses many of the nice features of Word3 but has none of the more technical features such as customised menus and styles. Aimed at the lucrative basic word processor market the new application should hold its own against such opposition as WriteNow and MacWrite.

Some of the features include multiple files open at one time, split window on your active file and a spelling checker which is the same as Word3. You also get a page preview and multiple columns although these are not shown on screen. Page preview does show where the columns will be on the page. The Font menu now lets you get a font size or style without the awkward Word3 system of selecting from a dialogue box. The ruler is the same as Word3 and you have a search and replace feature.

Save as.... allows the user to save documents in a number of formats including Text only, Text with C/R, Word 1 and Works, Works MS-DOS, MacWrite and Interchange RTF format. All in all I feel that MS Write may be just what many non-technical users need and provide them with a useful alternative to the ancient MacWrite.

As of writing the price and date of availability were unknown, however advertising has been seen in the U.S. Press.

Cricket Brush

Cricket Software are expected to announce a new painting application called Cricket Brush in the next month or two. Our spies in the U.S. have sent us some screen dumps and it looks like being a full feature colour application which will suit the Mac II. Using object and bit image graphics it looks like attacking the Illustrator market. Look out for Bezier Curves and all the other goodies that make producing artwork easy. See page 65 for a screen dump.

Apple Price Cuts in the wind.

Apple are to announce price cuts on machines shortly. The prices of Mac II systems are to be cut by as much as 15% and we hope to be in a position to give full details in the March Apple Slices.

Apple User Group Council

Over 20 User Group's were present at a conference over the weekend 30/31st January 1988. The conference hosted by Apple U.K. was a very business like event with two days of hard work devoted to setting up a User Group Council.

At 4 p.m. on Sunday 31st January 1988 the Apple User Group Council was formed officially. The Council will be an independent body consisting of representatives of all User Groups in the U.K. and will be responsible for forming a meaningful relationship between the Council and Apple U.K., its Dealers and other interested parties.

Many of the problems facing user groups and the way we are perceived by others were discussed. Mary Ainsworth of Apple U.K. represented Apple and Keith Phillips (Managing Director) attended on Sunday afternoon.

A full report will appear in the March Apple Slices.

The Last Word - Postscript experts!

The Last Word is a new concept in Linotronic Bureaus. Offering a simple Linotronic output service is just a small part of the services now being offered. The Last Word have set up a complete Postscript service which includes help and consultancy on all aspects of DeskTop Publishing. Headed by Alasdair Mellis an expert in all aspects of DeskTop Publishing the staff includes a graphics department and a specialist Postscript Programmer. Members can expect expert help and a special discount on services.

To find out more contact Alasdair on 01 736 7656 and remember to mention you are a member of Apple2000.

PC Transporter arrives.

The much awaited PC Transporter for the Apple II series is now shipping and Bidmuthin Technologies have received the first batch from the States. The transporter allows the Apple II to be used as a P.C. Clone and gives Apple users the ability to run Apple, CP/M and IBM application on the one machine.

A full report on this amazing product will appear in the April Magazine and you will find a preview elsewhere in this issue.

For more details contact Bidmuthin Technologies on 01 907 8516

MacSerious Prices Down

MacSerious boss Jim Mangles gave all users a bit of good news when he announced that the prices of many items will drop by as much as 30%. Jim, an Apple2000 Recommended Dealer gave the recent weak dollar as the reason for the price drop and he was confident that many other products prices would follow shortly. Jim said "We'd like to see UK prices the same as American, but that's not possible yet. The size of the UK market, the cost of shipping, and import duties all conspire to make that impossible today".

MacPlus made in Singapore!

Apparently Apple Inc. have been looking at internal proposals to move the manufacture of Macintosh Plus machines from Fremont, California to Singapore. The reason for doing so is the cost of components. Apple have discovered that they can save nearly \$15 million per year on this move which entails making about 20,000 machines a month.

All the costs including shipping would come to about \$400 per machine, at present it costs \$460. Savings of this kind mean Apple can look at many new markets including secondary and primary education. The Apple IIGS is at present used in many U.S. schools but with costs down the way would be open to introduce the Macintosh alongside the GS.

By the way don't get too happy the whole proposal relates to the U.S. market and not to the U.K. where machines come from Eire.

Update for PLP

The General Computers Personal Laser Printer is to get a Postscript option and compatibility with the AppleShare network shortly.

P&P Micro Distributors who are the distributors in this country expect the two options to be in stock within the next few months. Contact P&P on 0706 217744

TABBS

The Apple Bulletin Board System

BABBS

IS CHANGING to TABBS

From the beginning of March, it will be accessed from a new phone number, with a new Sysop and a new location. But it will still bring you the best of Apple II, Apple II, Apple IIGS, Apple Mac, Apple Mac II and Apple Lisa. With messaging, conference, controversy, technical help, contact, latest software, news and many more features and facilities

Access at V21, V22 or V23 24 hours

TABBS Sysop: Ewen Wannop

WANTED

Apple2000 is looking for members to fill the following non-committee positions:

Apple II Co-ordinator.

To help the editorial team ensure that the magazine contains Apple II material we require an Experienced Apple II User. The duties would be to assist the editor by co-ordinating reviews, articles and news on the Apple II series. This is an interesting job and will involve plenty of contact with other Apple II members, the trade and other interested parties, we will supply you with contacts and will pay any expenses incurred. A new development will mean that you will be in control of selecting articles from a major U.S. Apple II publication for inclusion in our journal.

Graphics Producer.

To help make our journal more presentable to the membership we are looking for someone who is graphically minded and who could assist for a few hours a month by designing graphics for the group.

If you would like more details on either of the jobs please contact the Chairman on 01753 601833 - 601834



disk storage. It also makes it possible to connect Macintosh 400K or 800K drives to your Apple II.

Apple owners should be interested in Central Point's Universal Disk Controller (UDC) card. —COP

Compatible drives include our 800K drive, Apple UniDisk 3.5, any Chicon or Macintosh 400K and 800K drives, and any 3.5" or 5 1/4" Apple compatible drive with a 19-pin connector—such as the Laser, Apple IIc and IIGS external drives. 90

Special price including Central Point's 800K drive. 279

The quiet 3.5" drive for the Macintosh.

Now you can add 800K of Apple compatible storage to your Mac or Apple II for an affordable price. These 800K drives are functionally identical to Apple's 3.5" and Macintosh drives, but cost considerably less.

Our 800K drives directly connect to a Mac SE, Mac Plus or Mac IIc.

enhanced computer through the external drive port. No interface card or cables are necessary.

Drives include a manual disk eject button and an LED "in-use" access light. Color platinum.

199

Universal Disk Controller for Apple IIe owners.

This remarkable interface card allows you to connect two 3.5" drives to your Apple II for a total of 1.6 megabytes of Apple UniDisk 3.5 compatible

These prices include postage/VAT

There are no hidden extras!
- we are switching to PYSIWYP!!!
(the)price you see is what you pay.

MGA MicroSystems
PEAR TREE, 0233-83571
APPLEDORE,
KENT TN26 2AR

CORRECTIONS FOR BOTH PARTS OF "THINGS ARE LOOKING UP"

by Tom Wright

My efforts to date with spreadsheets appear to have attracted some very unwelcome attention from the gremlins, further errors were introduced into the corrections for the June spreadsheet article as well as into the August one. Ho hum, perhaps the Rentokill mob will be able to deal with them this time.

CORRECTIONS FOR JUNE ARTICLE - (all relate to page 21 of the June issue)

CALCULATED DATA - section requires the following additions :

Cell	Content	Correcting
I 11	@LOOKUP(I5,P11...P14)	Cell identity and @
I 13	@LOOKUP(I5,P3...P6)	sign were omitted
I 20	@LOOKUP(I5,P28...P31)	" " "
I 21	@LOOKUP(I8,P8...P9)*2	" " "
I 31	(I20)*@LOOKUP(I21,P21...P22)*I24	Cell identity and
I 32	(I20)*@LOOKUP(I21,S21...S22)*I24	"(I20)*@" were
I 34	(I20)*@LOOKUP(I21,P21...P22)*I24	missing from cells
I 35	(I20)*@LOOKUP(I21,S21...S22)*I24	I31 to I43
I 37	(I20)*@LOOKUP(I21,P21...P22)*I24	inclusive
I 38	(I20)*@LOOKUP(I21,S21...S22)*I24	" " "
I 40	(I20)*@LOOKUP(I21,P21...P22)*I24	" " "
I 41	(I20)*@LOOKUP(I21,S21...S22)*I24	" " "
I 43	(I20)*@LOOKUP(I21,P24...P25)*I24	" " "
I 45	@SUM(I31...I43)	Cell identity
L 45	@SUM(L31...L43)	was missing
N 45	@SUM(N31...N43)	" " "

CORRECTIONS FOR AUGUST ARTICLE - (all relate to page 36 of the August issue).

The first set of corrections concern the expressions which were contained in the box astride columns one and two. The missing items were the cell identities (ie locations for the first four entries which help demonstrate how the LOOKUP function works, ie

Cell	Content	Correcting
C 50	@LOOKUP(D51,H51...H54)	Explained in columns one and two on page 36 of the August issue.
C 58	@LOOKUP(D51,H51...H54)	
F 50	@LOOKUP(D51,H51...H54)	
F 58	@LOOKUP(D51,H51...H54)	

In column three the cell identity (location) for ten of the formulas was rubbed out by the gremlins, ie

Cell	Content	Correcting
P 31	@IF(N31>7,(N31-7),0)	Cell identity and the
P 32	@IF(N32>7,(N32-7),0)	@ sign were missing
P 34	@IF(N34>7,(N34-7),0)	from the August
P 35	@IF(N35>7,(N35-7),0)	" " " " " "
P 37	@IF(N37>7,(N37-7),0)	" " " " " "
P 38	@IF(N38>7,(N38-7),0)	" " " " " "
P 40	@IF(N40>7,(N40-7),0)	" " " " " "
P 41	@IF(N41>7,(N41-7),0)	" " " " " "
P 43	@IF(N43>7,(N43-7),0)	" " " " " "
P 45	@SUM(P31...P43)	" " " " " "

The @ sign is of course vital to anybody using Flashcalc, Visicalc and many other spreadsheets on the Apple II, so please remember that it must be included unless your spreadsheet manual says otherwise.

My apologies to those people who have been trying to make the spreadsheet work so far, it really will work if you make the above corrections. I hope to provide a few more spreadsheet examples in the future, they will be related to the production environment in each case because that's where I earn my living, however if anyone has an interesting problem connected with something else we'll see if we can do something with it. Better still if anybody wants to share an example of their own with us please send it in to the editor.

UNIDOS 3.3 PLUS

A utility to allow DOS 3.3 to use the new 800K drives.

The UniDisk 3.5 which is available for the Apple //e, and the Apple 3.5 supplied with the GS, have a capacity of 800K which is some six fold increase in useable space over the old 140K Drive II unit.

These drives were intended to work mostly under the ProDOS operating system which was always designed to address large volumes. The Pascal operating system can also work with large storage devices and was upgraded to version 1.3 to cater for the new drives.

It is generally a fairly straightforward job to transfer ProDOS or Pascal applications from 5.25" to 3.5" disks and take advantage of the larger capacity.

When the original Disk Operating System (DOS) was developed it was in relation to a 48K (or maximum 64K) machine, so 140K disk drives and an upper limit of 400K were probably thought more than adequate.

The limitations within DOS now prevent it from interfacing directly with the new devices, and this is where UniDOS Plus plays its part.

UniDOS Plus is a program which is based on DOS 3.3, keeping as much of DOS as possible at the same addresses, and loading into the same area in memory as DOS (\$9600 to \$C000). To most programs it is identical.

The extra code required to control the 3.5" drive has been squeezed into the area where 'init' used to be, and the format function for both 3.5" and 5.25" disks is now read in from the UniDOS disk when required.

Because of limitations in DOS, the whole of the 800K cannot be addressed as one volume, so UniDOS makes two 400K volumes, one as Volume 1 and the other as Volume 3. If a second disk drive is daisy-chained, then this becomes Volumes 2 and 4.

If you also have 5.25" drives connected via a drive controller card, these too will be available to UniDOS; and indeed they must be as that is where the programs will be transferred from.

Making a new disk

The first step in creating a 3.5" DOS disk is to boot UniDOS Plus and then to initialise a blank disk. This operation formats side 1 as Volume 1 and side 2 as Volume 3, and puts an image of UniDOS in the first two tracks of side 1. The Basic program currently in memory is as usual saved as the 'Hello' program.

To copy files from your 5.25" disk you now Brun a modified version of FID (from the UniDOS disk) and 'move' the files from Slot 6, Drive 1 to Slot 5, Drive 1 or Drive 3 as appropriate.

A disk created this way will automatically install UniDOS when booted, and provide access to all connected drives. UniDOS must be booted to make the 3.5" drives available; if normal DOS 3.3 is active they cannot be accessed, nor will the disks be found by other file copy programs such as Copy II Plus.

Limitations

Obviously there are going to be some drawbacks with any modified DOS, and the first problems will lie with programs which read directly from addresses inside the DOS

area. Fortunately, not that many normal programs will be found in this category.

Any protected program or one which cannot be copied with FID obviously cannot be transferred to the 3.5" disk, and not even a bit copier will help here!

Problems can occur with programs that load other files e.g. data files, if they are called by Filename, Slot and Drive. What may have been set up as a program on 6/1 and data on 6/2 will no longer be in those locations on the 3.5" disk. This is not too difficult to correct if it is a Basic program, but for a machine code program is an almost impossible feat for most users.

A minor annoyance is that your favorite DOS speed-up or other DOS patch is almost certain not to work since all the usual DOS 'holes' have been used up in UniDOS.

Utilities

Also included on the disk are four useful utilities:


- 1) CAT is a much improved Catalog command, allowing part-string searches to be made on filenames.
- 2) COPY3.5 is a fast disk copy program for 3.5" disks, regardless of operating system.
- 3) INT.MOD configures UniDOS to work with RAM based Integer Basic.
- 4) ADD.DOS puts a standard DOS image onto 5.25" floppies initialised under UniDOS.

Other than the few limitations, UniDOS works well, and it makes it a pleasure to be able to use some of the older - but still very useful - programs on the big drives, without the bother of converting them to ProDOS. GS owners have the advantage that they run faster as well.

Product: UniDOS 3.3 Plus
Publisher: microSPARC, Inc.
Available from: MGA Microsystems
Price: £29.95

Personal Newsletter

Desktop Publishing Made Fast and Easy



Personal Newsletter brings the exciting world of desktop publishing to your Apple. Now you can design your own newsletters, reports, forms, ad layouts, cards and more. Using different typestyles and fonts you can create sensational looking text, and combine it with sharp graphics. With Personal Newsletter you can create your own pictures, or import files from other graphics programs like Print Shop® and Newsroom®. There's even a disk full of clip art for you to use. You can open up windows for text or graphics and decorate them with borders and textures. Best of all, you can buy Personal Newsletter from your favorite computer store for only \$9.95 (suggested retail price).

System requirements: Apple IIe (enhanced ROM), IIc or GS (16 mode), 128K, Mouse optional. Works with most dot matrix printers. All trademarks acknowledged.

MGA MICROSYSTEMS
PEAR TREE
APPLEDORE KENT
TN26 2AR ENGLAND
TEL: 0233-43-571
TELEX: 895051 ONEONE G (BOX 13311001)
COMPUTER SOFTWARE, HARDWARE & ACCESSORIES

SOFTSYNC, INC.
Series includes sdp/VAT

ONE LAZY WAY OF INITIALIZING DISKS UNDER D.O.S 3.3

Tom Wright gives some clues to a problem and asks for your help in improving his little bit of programming.

The following routine was written several years ago during one of my frequent attacks of idleness. I had just been through a disk initialising session and hadn't got anything like Copy II+ at that time and decided that the next time that I wanted to initialise disks I was going to have a lazy way of doing it. I am aware that ProDos has been around for several years but there are still a lot of people using D.O.S so hopefully this little routine will be of use to them.

There is an odd feature of this routine which puzzles me and I haven't any explanation for it, the feature that I am referring to will be found in lines 60 through 86 inclusive. I have tried the routine on both Europlus and Iie machines and found that if I don't use three 'PRINT D\$' statements the routine doesn't work, perhaps one of the boffins will let us know why this is the case.

As I've said before I am by no stretch of the imagination an expert programmer, my methods, when they work at all, lean towards brute strength and ignorance. If the routine is useful to you I shall be happy, if anyone cares to provide a better routine I shall be even happier.

Line 10 is not essential to the program since it is only a REM statement to provide a title for the program. In case you are just starting out the REM feature provides the user with a means of including REMARKS or NOTES within a program, very useful when you are trying to decipher a program that you wrote even a few weeks previously!

Line 15 clears the screen (HOME), moves the cursor down to the third line (3 PRINT statements), changes the display to inverse (INVERSE) then prints the first part of the user instructions (When you have placed a disk in), the display --More-- is then returned to normal (NORMAL).

Line 20 continues the printing of user instructions, NOTE that the instruction is to place the disk to be initialised in drive number 2.

Line 30 completes printing of user instructions using a flashing dis-

play (FLASH).

Line 35 checks which key the user has pressed by means of reading the depressed key as a string then comparing that string with 'C'. If the depressed key doesn't equal 'C' the routine returns to line 30 and the user has to press another key (hopefully the C). You can use any letter that you choose to identify the string.

If the correct key was pressed following line 30 execution the program then clears the screen in line 40 (HOME).

Line 50 identifies 'D\$' as being equal to 'CHR\$(4)' which must be used whenever you are addressing a command to the D.O.S system.

Line 60 sends the D\$ (three times ?), then the command for the initialisation process to begin.

Line 87 is a simple counting loop to provide a delay so that the user can read the displayed catalog.

Line 89 clears the screen

Line 90 displays a question for the user 'Initialise another disk?' The user's answer to the question is collected as 'A\$'.

Line 100 sends the program back to line 10 ready to initialise another disk if the user's answer equals 'Y'. Line 110 sends the program to line 150 if the user's answer is 'N'.

Line 120 returns the program to line 90 to ask the question again if the user's answer does not equal either 'Y' or 'N'.

Line 150 clears the screen and ends the program run (nb the program is still in memory and if you change your mind all you have to do is type 'RUN').

```
10 REM TITLE IS DISKINIT
15 HOME : PRINT : PRINT : PRINT : INVERSE : PRINT "WHEN
YOU HAVE PLACED A DISC IN": NORMAL
20 PRINT : INVERSE : PRINT "DRIVE NUMBER TWO....": NORMAL
30 PRINT : FLASH : PRINT "PRESS 'C' TO COMMENCE": NORMAL
35 GET Z$: IF Z$ < > "C" THEN 30
40 HOME
50 D$ = CHR$(4)
60 PRINT D$: PRINT D$: PRINT D$:"INIT HELLO,D2"
70 PRINT D$: PRINT D$: PRINT D$:"CATALOG,D2"
85 PRINT D$: PRINT D$: PRINT D$:"DELETE HELLO,D2"
86 PRINT D$: PRINT D$: PRINT D$:"CATALOG,D2"
87 FOR I = 1 TO 2000: NEXT I
89 HOME
90 INPUT "INITIALISE ANOTHER DISC ? Y/N":A$
100 IF A$ = "Y" THEN 10
110 IF A$ = "N" THEN 150
120 GOTO 90
150 HOME : END
```

Line 70 issues an instruction to display the initialised disk's catalog on the screen.

Line 85 issues an instruction to delete the HELLO program from the initialised disk, you don't really want this program on disk as your HELLO program do you?

Line 86 is not really necessary since it simply catalogs the disk again to show that the HELLO program has been deleted.

So there it is, whenever I want to initialise a batch of disks I just use this routine, of course if you have Locksmith or something like that you can be even lazier and simply copy an initialised disk.

I hope that this routine proves useful to some of you, I have another which catalogs disks in drive 2 in case anyone is interested.

APPLE II SNIPPETS

One Step AppleWorks Printer Code Extension

Something to dance about? Well, maybe! What an excellent AppleWorks Answers article by Steve Morrisby of Bidmuthin Technologies in Apple2000 magazine December 1987 pp30. I refer, in particular, to the very neat method of sending special codes to the ImageWriter to print selected parts of a document in different colours. The method I used until now was extremely cumbersome and feel too embarrassed to even mention it!

Steve could, however, have gone ONE STEP further by the following extension :-

- 1) Define a new custom printer— I called it New Image
- 2) Simply define Boldface Begin as ESCAPE !
- 3) Now you will be able to enter almost all the ImageWriter codes that don't use control characters. In fact you may still use Boldface. To enter any of these codes first select Boldface Begin which sends only the ESCAPE part of the printer code. Just like Steve's method you add the rest of the code in text. Here are some examples where the Boldface Begin is shown as a ^

a) Hello in Boldface! - ^!Hello^
Boldface Begin = ^!
Boldface End = ^"

b) Hello in orange text - ^K4Hello^K0
Orange text = ^K4
Black text = ^K0

- 4) I found ^K9Hello to be a bit confusing. You can even get around this by using the Boldface End to delimit the actual codes. Since you haven't given Boldface End a code it just does nothing!

a) Hello in Boldface! - ^!^Hello^^

b) Hello in orange text - ^K4^Hello^K0^

- 5) If you are using AppleWorks on an Apple IIgs you can simplify this by using Diversi-KEY a special keyboard macro utility. You can define a macro that automatically sets up the Boldface Begin waits for you to enter the rest of the code and when you press return adds Boldface End! The Diversi-KEY macro enters all the other key presses for you!

Anybody got more additions?

Let's also see some more articles like that by Jim Harle Apple2000 magazine pp22 .

Dave Ward

Do you have an Apple Tip or Technique - Why not send it in and HELP out other Apple Users!

AppleWriter //e Printer Output Modification For the IIgs

This patch will allow the output to go to the GS's printer port rather than a card in Slot 1.

For AW version 2.0
BLOAD AWD.SYS,TSYS,A\$2000
CALL -151
00/4409: 60
BSAVE AWD.SYS,A\$2000,E\$6000,TSYS

For AW version 2.1
BLOAD AWD.SYS,T\$0C,A\$2000
CALL -151
00/4411: 60
BSAVE AWD.SYS,A\$2000,E\$6000,T\$0C

SHANGHAI Crash A Fix

Does your version of SHANGHAI crash when you successfully complete a game, instead of displaying the animated dragon? The solution apparently is to select Open and then Cancel from the menu before starting a game. Even Activision don't seem to know why it fails.

Pokeing about the Apple II

Just for fun try doing a POKE 33,90. Then try listing your program. You might also want to try POKE 50,99 or POKE 50,250 or POKE 50,127. Everything can be brought back to normal by RESET. Have Fun!

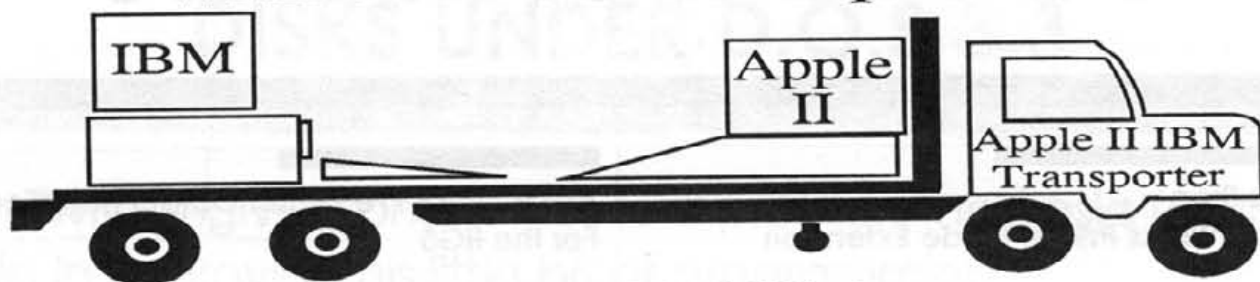
Another GEM!

Try this listing - it may protect your programmes as well as provide a little amusement and frustration to somebody trying to run a disk or catalog your disk.

```
10 REM GREETING - 16 PROGRAM
20 POKE 1010,(255)
30 POKE 1011,(105)
40 TEXT:HOME
50 VTAB 10
60 INPUT ".....";W$
70 D$=CHR$(4)
75 REM INSERT YOUR SECRET CODE
ON NEXT LINE
80 IF W$="YOUR SECRET CODE" THEN
PRINT D$;"RUN(PROGRAM NAME OR
CATALOG)
90 PRINT D$;"RUN HELLO"
100 END
```

Now save this program as HELLO and see what happens

Transport your Apple II into an IBM with the P.C. Transporter



A preview by Mark Whelan

"Little Blue" has finally arrived. The PC-Transporter card, manufactured by Applied Engineering, has been eagerly anticipated for many months. And it has been well worth the wait. This product arrived just two days before the Apple 2000 deadline so this is necessarily a brief review, more will follow in the next issue. However this is a **EUROPEAN EXCLUSIVE** preview.

The first thing you notice is the quality of the board design and manufacture. It looks like a Mac II board, with the surface mounted technology. As the manual says, the most daunting thing about it is the installation. The package consists of the PC Transporter itself, plus an installation kit for your machine, either the //GS, or the //+ & //e. The installation kit comes with a VHS video cassette guiding you through the process. Unfortunately this was NTSC (American) not PAL (UK) format. Until this has been converted I cannot comment on the quality. I worked 'blind', just following the manual. This was fine, enough said.

The card is not just an MS-DOS card. For a start, Apple software can use it as a RAM disk. It also provides CGA (Colour Graphics Adaptor) support, MS-DOS drive controller, and some amazing gimmicks to replace the IBM type cards normally required. Obviously you cannot plug in IBM cards, though with the thought that has gone into this you won't need to. The card supports the Transdrive, a daisy-chainable 360K 5.25" IBM type drive, or you can use an Apple 3.5" drive formatted for MS-DOS. Or both. If this isn't enough, you can use your Apple drives connected to the standard Apple controller, and so long as you are running ProDOS you can read and write your MS-DOS programs and data to these. The transporter uses the MS-DOS drive C prefix for this ProDOS volume. There is also a program called APLCLOCK.SYS which allows MS-DOS to read any ProDOS compatible clock. It supports both the Apple 2 and GS mice, and emulates the Microsoft and Mouse Systems Mouse.

For comms and printing, there is a

driver available for the Datalink Internal Modem. External modems are simply serial devices. Supported serial cards are the //GS serial ports, the Super Serial Card, Apple Comms. Card and the Applied Engineering Serial Pro. To be really clever, if your MS-DOS software prints to a parallel device, LPT1, the driver will use the serial device to emulate a parallel card. If you have a parallel printer, the drivers supplied are for the Grappler Plus, Parallel Pro, and Apple Parallel Card. If you have an Imagewriter, load the Imagewriter driver and tell your MS-DOS program it is printing to the IBM graphics printer. Its as simple as that.

The transporter is so powerful that it appears to use the Apple as a coprocessor rather than the other way around. The net result is remarkable speed and versatility. The makers claim that it runs three times faster than an IBM.

After all this, the acid test. Does it run any software. The answer appears to be yes, just about everything. The one proviso is that, as with all clones, BASIC for PC-DOS will not run, as it checks to see if the machine is an IBM brand. However general BASIC's are fine. Sidekick and Turbo Basic ran with no problems, and as any reviewer will tell you, its no good unless it runs Flight Simulator. Which it did, even using the Apple //GS mouse. DOS 2.0 or later is required, or 3.2 if you want to use more than 360K on the 3.5" drives.

There are two options on keyboards. Either use your //e or //GS keyboard, or add an IBM style 5 pin DIN keyboard. This again connects to the PC-Transporter board. Only Apple//+ users require the IBM keyboard. Any keystroke can be emulated on the Apple keyboard, using ⌘-1 to 0 for F1 to F10, ⌘-S for print screen, etc. If you are worried about remembering these, don't. Press SHIFT - CAPSLOCK twice, and up pops a control panel, the first option of which is to display the Apple keyboard map. It also allows you to reconfigure drivers and set the ProDOS pathname for the C drive.

One good test appears to be trying

out MODE commands. I crashed a £1500 MAC II-IBM emulator in 30 seconds by this means. The PC-Transporter never flinched. The one negative point appears to be that the GS RGB Monitor when in Apple mode through the soft-switch gives a pink tinge to white text. Mind you, this grows on you after a while.

For the more technically minded amongst you, some specifications will probably be appreciated. The card uses a V-30-8086 compatible microprocessor. This has a true 16 bit data bus and runs at 7.14MHz. There is also a socket for an 8087 maths coprocessor. The RAM configuration is 384K to 768K bytes of dual ported RAM. 128K is used by the software on the card, leaving 256K to 640K of RAM for DOS. Unless running Apple software, when the whole RAM is available as a RAM disk. There is a CGA compatible video controller, an MFM floppy disk controller, and 8254 timer circuit.

For the less technically minded, once installed it is simple to use, fast, and it works. The introductory prices are £299 for 256K, £399 for 640K, plus the installation kit at £39 for the //+ or //e, and £49 for the //GS. See the next issue for proper review!

To sum up, if you thought it was just an MS-DOS card and so what, it isn't! At the price this is an amazing piece of innovation and I have yet to fault it.

Note: To use PC Transporter it is highly recommended that you have at least one PC 5.25 drive, this will cost between £159 & £259 depending on type (Single or dual drives)

This product is now in stock at Bidmuthin (01-907-8516) and you should contact them for more information. The PC Transporter will be one of the subjects of the Apple II Workshop in April.

KAMPFGRUPPE and MECH BRIGADE

Tom Wright drives his Apple II Tanks
around and finds it good fun !

Kampfgruppe and Mech Brigade are both war games from SSI. Kampfgruppe is described as a "tactical level combat on the Russian front, 1941-45", and Mech Brigade as "a simulation of modern armoured warfare".

Both games appear to be error free and are supplied with excellent manuals and player cards, both packages would be improved by the inclusion of a laminated map board. The review copies were suitable for use on Apple II with Applesoft in ROM, II+, IIe, and the III; other versions are available for Atari and Commodore.

I have been unable to choose between the standard of display in these games, both provide very clear screen displays with various options for command levels. The random routines appear to work well, despite my suspicions that the Apple II used for the reviews was 'bending' the results a little, possibly I am wrong in that regard and it may be that sometime during the next ten years I may beat the computer at one of these games.

On booting KAMPFGRUPPE the player is presented with a range of options which include Starting a new game, Continuing a saved game, Playing the soviet or German role, two players, computer plays both sides. Handicap level, Delay length, and a choice of four different scenarios or designing their own. Booting MECH BRIGADE produces a similar range of options with appropriate differences in choice of side and standard scenarios.

Selecting computer control of both sides together with the Fulda Gap scenario in Mech Brigade resulted in the computer asking for the scenario side of the disk to be inserted before getting on with the demonstration.

During play each game turn is preceded by an Orders Phase during which the level of visibility is stated. The range of icons used to

display the various units is extensive and recognition of the unit type is easy, both games include very large ranges of weapon/unit types with lengthy description being provided in the manuals. I have commented on the standard of SSI manuals before and can only say again that they are excellent with very clear instruction being provided to players for selection and control of playing units. Players with more than a passing interest in this subject may however find some of the weapons comments in the manual disagree with their own experience/assessments of the weapons concerned.

Anybody who has played simpler war games will find that both of these games are real challenges, controlling movement of units, aiming fire, selecting smoke or H.E fire, choosing good fire positions, the range of tasks is extensive. Apart from the use of smoke these games introduce the effect of long range artillery fire from off-screen. The 'dead ground' effect that I commented on in respect of the U.S Civil War games is also present and of course represents yet another complication. Prospective players should note that smoke can be used very effectively to

channel the opposition into ground of your own choosing ! A feature which caused me some trouble was one that I kept forgetting, namely that in order to transport infantry you first have to embark them on appropriate vehicles, still at my age I'm allowed some mistakes.

If you play Mech Brigade and elect to control the NATO forces don't assume that you will get any preferential treatment. Neither should you assume that you can simply 'slog it out' as the Soviet forces are very strong. Don't play a modern version of trench warfare, ensure that you operate a flexible defence with a mobile 'punching' force and USE your artillery. As normal if you get marmalised don't blame me !

Both games are rated at 6 out of ten for performance, and 5 out of ten for documentation.

Beagle Bros TimeOut series integrated AppleWorks applications

7 NEW AppleWorks enhancements that are more advanced, more powerful, faster and easier to use than anything you've ever seen

TIMEOUT GRAPH £89.95

Turn spreadsheets into great looking graphs inside AppleWorks!

TIMEOUT SUPERFONTS £79.95

Print with great looking Macintosh fonts from inside AppleWorks!

TIMEOUT QUICKSPELL £69.95

Check spelling from inside AppleWorks, Fast!

TIMEOUT ULTRAMACROS £59.95

The most powerful macro program ever written for AppleWorks!

TIMEOUT SIDESPREAD £49.95

Print spreadsheets sideways from inside AppleWorks!

TIMEOUT FILEMASTER £49.95

Total control over files and disks from inside AppleWorks!

TIMEOUT DESKTOOLS £49.95

The best desk accessories inside AppleWorks!

- TimeOut series requires AppleWorks 2.0
- TimeOut is compatible with most enhancements to AppleWorks

All prices include VAT and P&P.

Payment is accepted by ACCESS, VISA, or Cheque

DIAMOND SOFTWARE

Dept A2000, Clayton Holt End, Underhill Lane, Clayton,
Hassocks. West Sussex BN6 9PL
Telephone Hassocks (07918) 2531 (24 hours)
Telex: 934999 TXLINK G Quoting MBX 079182531

AppleWorks Questions & Answers

by Steve Morrisby of Bidmuthin Technologies

Q. How do I combine two AppleWorks databases which have different structures into one database?

A. Combining two AppleWorks databases is very easy if they have the **same** structure. You simply cut and paste using the clipboard. This does not work if the databases have a different structure (i.e. different order of categories). The underlying structure is shown when you press **⌘-N** to change Name/Categories etc. This basic structure is what's used by the clipboard. Changing the screen layout (**⌘-L**) in either the label or the tables layout does not affect this. To combine two databases of different structures you have to change the basic structure of one of the databases to match that of the other. Then, once the two structures are the same you simply use cut and paste.

Q. So how do we change the basic structure?

A. If you go to **⌘-N** you'll find you can insert fields easily with only the loss of the printer report format, but if you try to delete a field you will also delete all the data in that field. This is not a lot of fun if you have a few thousand records.

To take a simple example: we have two databases, one with 5 fields A,B,C,D, & E, and another with 4 fields W,X,Y and Z. We want to combine them so that the combined mail list has 5 fields A,B,C,D & E, such that field A contains all data of field A and field X; field B contains data of B and Z, field C contains C only; D contains D & W and E contains E & Y.

We turn to the print report options and create a tables format with the categories in the order in which we want them to be. In our example, we take the second database and create a tables format in the order: X,Z,W and Y, corresponding to A,B,D and E. Remember the number of categories, as it is important!

There's no need to worry about the printer options.

Now we print to a text (ASCII) file on disk, and AppleWorks will ask for a path name. Say, for example, we are using a disk called data; then the path name will be /DATA/FRED (where FRED is the name of our newly created text file).

When AppleWorks finishes printing we go to the main menu and create a database, from (guess what) a text (ASCII) file.

To the prompt of enter pathname; we reply /DATA/FRED and to the question of how many categories per record (1-30)? we enter 4. (Remember, it was important). We give the database the name 'NEW'. And, lo and behold, we have a new database with all the data of the second database held in categories 01 to 04. We then press **⌘-N** and the **⌘-I** to insert a new category between 02 & 03 so we now have a database with all the data of the second database held in 5 categories.

Now, all that remains is to cut and paste from our new database to our ABCDE database. This can be done 250 records at a time on standard AppleWorks or 2,000 at a time on enhanced AppleWorks. (But you still have to copy that last lingering record.)

We now have our ABCDE database, enlarged by all the data in the WXYZ database in the correct fields.

All that remains now is to save it.

One small note: You can use the print to DIF file option to get the same result.

Q. My clock seems to think it's 1982; AppleWorks wants the date to be after 1983 and the time is stuck at noon. Help! Is my clock broken, or what?

A. The good news is your clock isn't broken; the answer lies in ProDos 1.1.1 and there appears to be a bug in it. Like a lemming at the cliff edge of December 31st 1987, it has nowhere to go next and crashes. The remedy is simple - just use a later version of

ProDos 1.2, 1.3 or 1.4 (commonly called ProDos 8). IIGS users won't have noticed this problem as ProDos 8 is required to access the IIGS clock.

Interestingly, the official Apple response to this is "There is no problem with ProDos, you should be using ProDos 1.4"

Q. If AppleWorks V2 is required for the IIGS and ProDos 8 is required for the IIGS clock; why does Apple supply AppleWorks 2 with ProDos 1.1.1?

A. God only knows.

Q. How can I do cube roots on AppleWorks' Spreadsheet?

A. You use exponentiation, and use a fraction. The formula for the cube root of a number in cell A1 is: $(A1^{(1/3)})$. The general formula for the xth root of y, where y is in cell A1 and x is in cell B1 is: $(A1^{(1/B1)})$. Where ^ is the exponentiation sign, shift-6, the carat, the little pointy thing.

Q. I think that Time Out alone is sufficient reason to upgrade to AppleWorks V2.0. Why didn't you mention it?

A. I agree with you. The Time Out series of enhancements (which are selling like the proverbial hotcakes) was too new at the time of writing. See also below.

Q. How many enhancements, expansions, etc. are there for AppleWorks. Are they compatible? Are they any good? Are they easy to install, how much disk space and how much memory do I need?

A. See next issue!

Steve Morrisby is our AppleWorks expert and he will answer any questions - please send them to the P.O.Box marked 'AppleWorks Q & A'

Your 'One Stop' Supplier For All Apple II Products

Many Items Now At Vastly Reduced Prices!

ACCOUNTS		
Description	Publisher	Price
Macputer 5.25	Lorne Computers	£195.00
Macputer Profile 800K	Lorne Computers	350.00
Systematics Ledgers	Sapphire Systematics	89.00
Systematics Payroll	Sapphire Systematics	89.00

BUSINESS		
Description	Publisher	Price
Pinpoint	Pinpoint Publishing	£49.00
Pinpoint IIe Upgrade Kit	Pinpoint Publishing	20.00
Pinpoint RAM Enhancement Kit	Pinpoint Publishing	20.00
Pinpoint Starter Pack IIGS	Pinpoint Publishing	79.00
Staisease	Leicester Computer Co	75.00
SuperCalc 3A	Computer Associates	109.00
VIP Professional	VIP Software	159.00
VIP Professional IIGS	VIP Software	159.00

COMMUNICATIONS		
Description	Publisher	Price
Point to Point	Pinpoint Publishing	£69.00
Vicom	AM Technology	75.00

DATABASE		
Description	Publisher	Price
Notes and Files IIGS	Datapak	£69.00
Omnis 3	Blythe Software	249.00

EDUCATION		
Description	Publisher	Price
Algebra 1 or 2	Eduware	£10.00
Algebra 3,4,5 or 6	Eduware	20.00
Arithmetic Skills	Eduware	10.00
Counting Bee	Eduware	10.00
Decimals	Eduware	10.00
Fractions	Eduware	10.00
Reader Rabbit IIGS	Learning Company	30.00
SAT Word Attack Skills	Eduware	10.00
Spelling Bee Games	Eduware	10.00
Spelling Reader and Primer	Eduware	10.00
Typing Tutor IV	Simon & Schuster	29.00

GAME		
Description	Publisher	Price
Chessmaster 2000	Electronic Arts	£25.00
Empire I World Builders	Interactive Fantasies	10.00
Empire II Interstellar Sharks	Interactive Fantasies	10.00
Flight Simulator II	Sublogic	29.00
Gato IIGS	Spectrum Holobyte	20.00
Hacker II	Activision	25.00
Mean 18 Golf IIGS	Accolade	25.00
Perception 3.0	Eduware	10.00
Rendezvous Space Shuttle Simulation	Eduware	10.00
Scrabble	Electronic Arts	25.00
Shanghai IIGS	Activision	25.00
Sub Battle Simulator IIGS	Electronic Arts	25.00
Winter Games IIGS	Electronic Arts	25.00
Zork Trilogy	Infocom	39.00

GRAPHICS		
Description	Publisher	Price
816 Paint	Baudville	£49.00
Dazzle Draw	Broderbund	35.00
DeLux Paint II IIGS	Electronic Arts	69.00
Draw Plus IIGS	Activision	49.00
Fantavision	Broderbund	39.00
GraphicWriter IIGS	Datapak	89.00
Multiscribe Picture Manager	StyleWare Inc	20.00
NewsMaker IIGS	Broderbund	59.00
Newsroom	Springboard Software Inc	29.00
PaintWorks Clip Art Gallery	Activision	20.00
PaintWorks Plus IIGS	Activision	39.00
Print Shop Companion	Broderbund	25.00
Print Shop Enhanced	Broderbund	29.00
Print Shop Graphics Holiday	Broderbund	15.00
Print Shop Graphics I,II,III	Broderbund	15.00
Print Shop IIGS	Broderbund	39.00
Springboard Publisher	Springboard	69.00
Thunderscan	ThunderWare	179.00
TimeOut Graph	Beagle Brothers	55.00
TopDraw IIGS	StyleWare Inc	59.00
Visualiser IIe	PBI Software	59.00
Visualiser IIGS	PBI Software	59.00

LANGUAGE		
Description	Publisher	Price
Hands On Basic Programming	Eduware	£10.00
TML Pascal IIGS	TML Systems	79.00
TML Source Code Library	TML Systems	35.00
TML Speech Toolkit	TML Systems	45.00

MUSIC		
Description	Publisher	Price
Music Construction Set	Electronic Arts	£25.00
Music Construction Set IIGS	Electronic Arts	39.00
Music Studio IIGS	Activision	39.00

UTILITY		
Description	Publisher	Price
AutoWorks	The Software Touch	£30.00
Big U	Beagle Brothers	20.00
Copy II Plus V7.4	Central Point Software	20.00
Desktop Manager IIGS	On Three, Inc	69.00
Extra K	Beagle Brothers	20.00
FontWorks	The Software Touch	29.00
G P L E	Beagle Brothers	39.00
MacroWorks	Beagle Brothers	20.00
MouseDesk 3.5	Apple Computer	25.00
MouseStuff	Octopus Software	39.00
Super MacroWorks	Beagle Brothers	25.00
TimeOut Desktools	Beagle Brothers	35.00
TimeOut FileMaster	Beagle Brothers	35.00
TimeOut Sidespread	Beagle Brothers	35.00
TimeOut UltraMacros	Beagle Brothers	40.00
Triple Dump	Beagle Brothers	20.00

WORD		
Description	Publisher	Price
Unimate	Cirtech (UK) Ltd	£28.00
Format 80 Enhanced	Elite Software Company	89.00
MouseWrite	Robert Wagner	79.00
Multiscribe 2.0	StyleWare Inc	49.00
Multiscribe IIGS	StyleWare Inc	59.00
Pinpoint Spelling Checker	Pinpoint Publishing	39.00
Spellworks	Advanced Logic Systems	30.00
TimeOut QuicksPELL	Beagle Brothers	45.00
TimeOut Superfonts	Beagle Brothers	55.00

CARDS		
Description	Price	
80 Column Card 64K IIe	£29.00	
80 Column Card II+	44.00	
Apple Super Serial Card	90.00	
Aristocard Parallel Interface	69.00	
Cirtech Champion	42.00	
Cirtech CP/M Prog Pack IIc	89.00	
Cirtech CP/M+ System IIc	195.00	
Cirtech PlusRAM 256K	89.00	
Cirtech PlusRAM Extra	179.00	
Cirtech PlusRAM extra memory 256K	25.00	
Cirtech PlusRAM GS8	235.00	
Cirtech PlusRAM GS8 1Mb Upgrade	125.00	
Cirtech Z80 Adaptor IIc	59.00	
Cirtech Z80 Card IIe	35.00	
Cirtech Z80 CP/M Plus System	109.00	
Grappler C/IIGS/Mac	69.00	
Grappler IIc	69.00	
Grappler Plus Serial	49.00	
Grappler Pro	69.00	
Grappler+ Buffered	89.00	
IEEE-488 Interface	239.00	
Imagebuffer 64K	59.00	
Parallel/Serial Converter	65.00	
PC Transporter	349.00	
RamFactor 256K	149.00	
Ramworks III 256K	149.00	
Ramworks RGB Option	119.00	
RGB Colour Card	79.00	
SamRAM 16k II+	59.00	
Serial/Parallel Converter	35.00	
Serial/Parallel Converter with PSU	65.00	
System Clock IIc	49.00	
TimeMaster H O	69.00	
Transwarp Accelerator	189.00	
Universal Disk Controller	79.00	
Z-RAM Ultra III 256K	225.00	
Z-RAM Ultra III 512K	249.00	
Z80 Plus inc CP/M 4.0	125.00	
Cirtech PlusDisk 128K	119.00	
Cirtech PlusDisk 512K	259.00	
Cirtech PlusDisk additional 64K	24.00	

PERIPHERAL		
Description	Price	
Heavy Duty Power Supply 220v	£69.00	
Midi Interface with Drum Sync	99.00	
Midi Interface with Tape & Drum Sync	139.00	

All Prices + VAT

Best Prices on Apple IIGS New & Used Apple IIe Systems
Used Apple IIc & Disk Drives Monochrome & Colour Monitors
Large Second Hand Stock - All with Three Month Warranty

Holdens Computer Services

191-195 Marsh Lane, Preston, Lancs. PR1 8NL Tel: (0772) 561321 or 52686



Shop2000

SPECIAL OFFER PRODUCTS

A book for the Apple //

APPLESOFT ISN'T HARD

Basic programming for the Apple II
by Doug Carlston

Learn how to make your computer do what you want at your command! Written for the experience and novice programmer alike, Carlston takes you step-by-step through the many commands available in the Apple-soft Basic Language.

£9.99 inc P&P

A book for the Apple //

ASSEMBLY LINES: THE BOOK

A beginner's guide to 6502 programming on the Apple II
by Roger Wagner

Discover the secrets behind super-fast and efficient programming of 6502 machine language that the experts use. In clear, concise language, Roger Wagner makes the basics of assembly language programming accessible to the novice programmer.

£9.99 inc P&P

A book for the Apple II

GRAPHICALLY SPEAKING

Portrait of the artist as a young Apple by Mark Pelczarski

Familiarise yourself with the same tricks and techniques used in the most sophisticated programs. Using the programs in this book will allow you to create art, animation for games, and other fun stuff on your Apple II+, IIe or IIc. Some of the examples are in Basic, some are simple machine language routines, all are easy enough for any beginner.

£9.99 inc VAT and P&P

A game disk for the Apple //

MINIT MAN by Greg Malone

Minit Man is two simultaneous arcade games in one. Your silos are empty, awaiting three interceptor missiles that are loaded on trains on the other side of the gorge. You must rebuild the bridge, while stopping the enemy's robots that not only have shattered the bridge, but have also penetrated the building complex to sabotage your missile launch computer. A joystick is required.

£9.99 inc VAT and P&P

A game disk for the Apple //

ARCADE ALBUM #1 - 3 games

SPY'S DEMISE is a maddeningly addictive game of avoiding guards in elevators as you try to sneak to the top of the embassy building. THE SPY STRIKES BACK is a more strategic game requiring mapping and stealth, in which you must avoid being seen by the robot guards in Dr. X's castle. THUNDERBOMBS is included as a bonus; an all-out two-way space shoot-'em-up.

£9.99 inc VAT and P&P

A utility for the Apple //

THE DISK REPAIR KIT

The Disk Repair Kit is a program that you hope you'll never need; but somehow there are always circumstances when you do. The Disk Repair Kit will fix most disks that seem to be 'blown', by reading the disk, comparing the information to what it knows the disk format should be, and automatically reconstructing areas with damaged information. It even lets you examine information that seems to be lost and lets you go in and try to interpret and correct it. It's an invaluable tool.

£9.99 inc VAT and P&P

A game for the Apple //

BOUNCING KUMUNGAS

by Thomas Becklund

You are a melon farmer, trying to plant and harvest your crop in the midst of a lightning storm while the kumungas bounce out of the sky and smash your melons. Your only defence is a pitchfork, which unfortunately also attracts lightning. As if that wasn't hazardous enough, when you harvest enough melons you must try driving a truckload to town for delivery while avoiding hungry peronies.

£11.99 inc VAT and P&P

A Penguin book for the Mac

MACINTOSH! COMPLETE

by Doug Clapp

Make the most of your investment. Discover precisely what your Macintosh can do, and how to make it work for you. Just what the title says, this is complete information about the Macintosh system. Includes information on operation, software, programming, hardware, glossary, and other available facts about the Mac.

£9.99 inc P&P

All these SPECIAL OFFER bargains are available from Shop2000
Just send a cheque or 'phone us with your Access number - Now!

SIMPLE FUNCTIONAL PROGRAMMING

SFP an experimental language

by Andrew Menadue

SFP (Simple Functional Programming) is an experimental language interpreter and is a system that can be used to try out functional programming on Apple II series machines.

The syntax used in SFP is strongly based on the IFP language detailed in BYTE magazine February 1987 issue. There are differences between the languages, mainly due to memory constraints and the lack of lower case on some Apples. SFP was designed to allow people with Apple II systems the chance to try out functional programming. The IFP language runs under MS-DOS on IBM PCs.

As SFP is both experimental and interpreted, it must be realised that it cannot be considered for serious program development. It is much too slow and lacks some facilities, such as file handling.

It is a language totally unlike BASIC or assembler, its closest well-known relative would I suppose, be C. The SFP programs are in fact written in C. The act of programming in SFP is not like programming in C, however, it is an interactive system, more akin to BASIC.

The Implementation manual and source code is not needed to run SFP, and is available for £10 from the address below on standard DOS3.3 disks, with source code suitable for the Aztec C compiler system.

To run user defined SFP programs you will need an editor that can generate standard Apple text files. The files should be in standard ASCII and lower case capability is not required, though it can be used if you wish. The editors that I have used to write SFP programs with include:

- The Aztec C editor VED. This editor only works under the Aztec SHELL, while SFP is a stand alone program.

- The Merlin macro assembler editor using text files. This is useful with a language card as the Merlin package stays resident in memory and can be quickly re-entered. It is a little clumsy when handling only text files, however.

- Commercial word processors should work if they can generate standard text files.

Getting an SFP source program running is a two step process in SFP. Source files are first run through a 'Tokeniser' that converts them to a more compact form suitable for the Interpreter. Syntax errors are picked out at this stage by the tokenising program.

SFP was written on an Apple II+ using the Aztec C system. The two main programs are executable machine

code that runs under DOS 3.3. I have run the programs on an Apple II+ and Apple IIe, but they should work on the Apple IIc and the Apple IIGS as well.

A FUNCTIONAL LANGUAGE

SFP is a functional language, so all programs in SFP are functions, with exactly one input and exactly one output. Functions in SFP act on a collection of 'objects'. An object can be:

- 1) An atom, in SFP an atom can be
 - An integer e.g. 100 or -65
 - A string e.g. 'hello' (strings must be in quotes)
 - Boolean True T
 - Boolean False F
 - Bottom ?
 - (an undefined value)

An example SFP program

A small program that gives a taste of functional programming in SFP is a function that squares a sequence of integers.

(*squares an integer*)

```
DEF SQUARE AS
```

```
(ID, ID) / * ;
```

(* squares all integers in a sequence*)

```
DEF SQUAREALL AS
```

```
EACH SQUARE END;
```

This function will square each integer in a sequence of integers so:

```
SHOW <1,2,3,4>SQUAREALL;
```

results in:

```
<1,4,9,16>
```

- 2) A sequence, which is a list of objects, e.g. <1,2,3>. Sequences in SFP are surrounded by < and >. The objects in a sequence must be separated by commas. Spaces are ignored when sequences are entered. A sequence can contain sequences which themselves contain sequences etc.

- 3) Bottom, which is an undefined value. It is returned in instances where the input to a function does not have a defined output. For example, in SFP bottom is returned if division by zero is attempted.

Integers in SFP can be between -32767 and +32767. Any result outside this range will not be represented correctly.

Any function that has bottom as an input also has bottom as an output. This is known as the 'bottom preserving principle'.

SEQUENCES

Sequences may contain any mixture of objects. The following are all valid sequences:

```
<'hello', 100, -100, T, F>
```

```
<100, <string, <1,2,3>, 4>, T>
```

Any sequence that contains bottom is equivalent to bottom. For example, the following sequences are all equal to bottom:

```
<1,2,3,?,4>
```

```
<1,<2,<4,<?>>>>
```

```
<?>
```

SFP PROGRAMS

All SFP programs are functions that take an object, do something to it, and return another object as a result. This is known as 'applying' the function to its input.

To provide a base of functions, SFP has a set of built-in primitive functions that provide a set of useful actions. User-defined functions have an SFP source file, primitive functions do not. User defined functions are loaded into the SFP interpreter and then executed.

The available SFP primitives are detailed in the Installation manual.

THE 3 DISKS

- DISK1** - which is Library Disk D.110, contains the User Manual, the Installation Manual, the two SFP programs TOK and SFP, and several functions in SFP source code. There is also a program that will print text files.

- DISK2** - is available from the author, and contains the source to the tokeniser.

- DISK3** - is available from the author, and contains the source to the interpreter, and the Implementation Manual.

THE 3 MANUALS

- User Manual** - is supplied on Library Disk D.110 and gives a description of the SFP system. There is a short tutorial on programming in SFP, and a list of all primitives and error messages for the two programs TOK and SFP. This manual covers the same material as the BYTE article, for anyone who does not have access to it.

- Installation Manual** - is supplied on Library Disk D.110, and gives details of the SFP disks and the files on them.

- Implementation Manual** - is available from the author, and gives details of the workings of the SFP system. The source code can be thought of as an appendix to this manual. The source code is commented, but this manual gives an overview of the C functions.

SFP programs and manual are available on Library disk D.110 The full manual and source files are available from the author.

Author: Andrew Menadue, 3 Cober Crescent, Wall, Gwinear, Hayle, Cornwall TR27 5HB.

WORKSHOP 2000

Don't forget the following dates for your hands on Workshops. For all you Apple II members we have arranged a special day dealing solely with your machines. Details below. Most of the venues are easy to find being well known addresses. Kemsing however will be unfamiliar to many of you so a map is provided.

Saturday March 12th 1988
10am - 4pm

Subjects

DeskTop Publishing
Hypercard

Venue

Sir Mark Colett Pavillion
Kemsing
Nr Sevenoaks. Kent

Refreshments Available

Saturday March 26th 1988
10am - 4pm

Subjects

Hypercard
Scanning/Graphics

Venue

Celtip Computers
Celtip House - Lower Mill Street
Kidderminster

A.G.M. & GENERAL WORKSHOP

Saturday April 9th 1988
10am - 4pm

Subjects

Apple II & Macintosh Hands-on
General Workshop

Venue

Sir Mark Colett Pavillion
Kemsing
Nr Sevenoaks. Kent

Refreshments Available

APPLE II SPECIAL

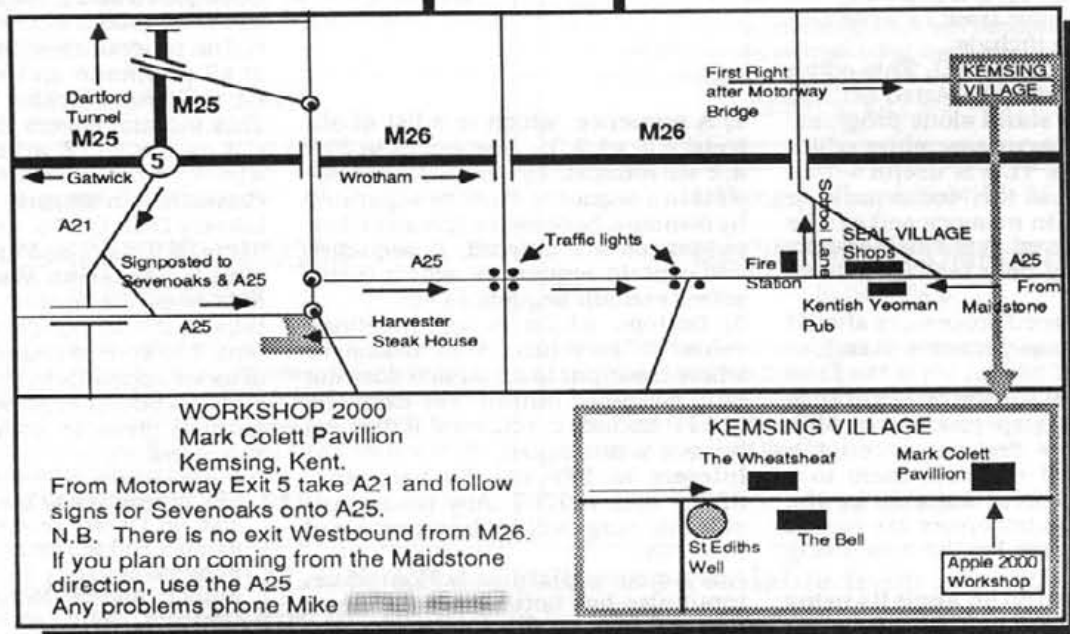
Saturday April 16th 1988
10am - 4pm

Subjects

AppleWorks Enhancements
PC Transporter

Venue

Bidmuthin Technologies Ltd
214 Kenton Road
Harrow. Middx



SALE BY AUCTION

OF NEW AND USED COMPUTER EQUIPMENT AND ANCILLARIES

At 216 Sydenham Road, Croydon
on Saturday 27th February 1988
at 12 Noon.

Or ring
Concise Computers Ltd.
For a copy of the catalogue
Telephone: 01-686 6866

CONCISE COMPUTERS LIMITED CLEARANCE SALE

MACINTOSH

MAC 512
MAC PLUS
MAC XL
IMAGE WRITERS
DISK DRIVES
MAC PLUS UPGRADES
LISA (ALL TYPES)
LASER PRINTERS
MAC CHARLIE
PROFILES
SCSI DRIVES
SOFTWARE
S/H AND NEW
GAMES FROM £3

APPLE

APPLE II PLUS
APPLE IIe
APPLE IIc
APPLE III
DISK DRIVES
HARD DISKS
80 COL CARDS
DISK CARDS
1.2 MEG DRIVES
8" DRIVES
MONITORS
RGB CARDS
NETWORKS
SOFTWARE

MISCELLANEOUS

REPAIRS OF ALL APPLE
EQUIPMENT AT VERY
COMPETITIVE PRICES.

ALL APPLE EQUIPMENT
BOUGHT AND SOLD.

WE ALSO SELL NEW IBM
COMPATIBLES FROM
£449.00, XT INCLUDING 12"
TTL MONITOR, AT AND 386
MACHINES AVAILABLE AT
COMPETITIVE PRICES.
PHONE FOR DETAILS.

RING FOR LATEST STOCKS AND PRICES

01-686 6866

Macintosh System 4.1: Summary of Changes

This article last reviewed: 17 November 1987

This is a summary of the changes made in the Macintosh System version 4.1.

QuickDraw

- Includes a patch to DrawPicture that allows pictures created by Color QuickDraw (that is, version 2 pictures) to be played back on Macintosh Plus and Macintosh SE ROMs.
- "Translates" color information from Color QuickDraw calls to RGB colors, transfer modes, pixel patterns, and pixel maps into black and white information a color display is not available.
- Emulates calls to RGBForeColor and RGBBackColor with ForeColor and BackColor. One of the eight predefined colors in classic QuickDraw is substituted for the RGB defined color.
- Dithered RGB patterns created by MakeRGBPat are translated into one of eight gray-level patterns.
- Pixmaps are converted into BitMaps by mapping the selected colors into black and white.
- New Color QuickDraw transfer modes are mapped into old transfer modes.

Drivers and Desk Accessories

- Version 48 for the AppleTalk drivers includes new calls and permits more resources to be open at one time.
- The Alarm Clock driver updates correctly when the time is changed in the control panel. The AM/PM selection is changed only when the user manually changes it.
- The Key Layout file includes Apple Extended Keyboard resources.
- The Find File desk accessory has added a "Move to Desktop" command, which lets files listed in the Find File box be located more easily. (This feature is disabled on systems being used as AppleShare servers.)
- The Control Panel can be used to reset parameter RAM. The user presses the Shift, Command, and Option keys while launching the control panel - if the choice is confirmed in the subsequent dialog box, the parameter RAM validity byte is changed. When the system is restarted, parameter RAM values (except the clock) return to default values.
- The "mini-desktop" pattern in the Control Panel can be edited and saved, without affecting the desktop itself, with a double click. A single click in the mini-desktop still updates the desktop.

System Alert Table

- The Shutdown alert is added.

FKeys

- Command-Shift-3 checks the screen depth before creating a MacPaint snapshot, and if the bit depth is not 1, the command is not performed.

INITs

- INIT 0 has exactly the same header as historical versions, to increase software compatibility.
- INIT 1 no longer contains the keyboard translation code. The translation code is found either in ROM or in the PTCH resource.
- INIT 2 contains the code for the Script Manager and the Roman Interface System. It also loads the user alert table, DSAT 2, which it replaces.
- INIT 3 supports MiniFinder launching, as well as SubLaunch from one application to another.
- INIT 4 resource has the core routine pertaining to the ShutDown trap.
- INIT 31 is now more sensitive to INIT system heap requirements. It first checks to see if a 'sysz' (system zone size) resource with ID 0 is available in an INIT or RDEV. If so, its first longword is used to specify how much contiguous system heap space is needed for that INIT or RDEV. If a sysz resource is not found, INIT 31 sets aside at least 16M of contiguous system zone space.
- INIT 35 is the RAM cache loader.

Keyboards

- KCHR is the keyboard layout resource.
- KMAP 0 is the ADB Keyboard communication driver for the Apple Keyboard. KMAP 1 serves the same purpose for the Apple Extended Keyboard.
- The KSWP resource is a table that determines which keyboard combinations will affect the current keyboard script. Each entry is three bytes long and contains a virtual key code, a bit mask for the modifier keys, and the script number to toggle to.

Menus

- All menu-drawing functions that were previously in the Menu Manager have been moved to the MBDF (menu bar defproc).
- MDEF 0, the standard text menu defproc resource, now supports color, pop-up, and hierarchical menus.
- Scrolling menus now have an arrow indicator at the top and bottom.
- Scrolling menus move at two speeds, depending on the position of the mouse relative to the scrolling arrow indicator.
- All of the above menu changes are universal and are patched for Macintosh Plus and Macintosh SE ROMs.

Packages

- The Color Picker Package has been added in PACK 12.
 - The Standard File Package recognizes Control- (Control-period) as the equivalent of the Cancel button.
 - A standardized get/put file dialog is available for application use in the Standard File Package.
 - System 4.1 corrects a problem that occurred with an unformatted disk was inserted and ejected while the Standard File was visible on a Macintosh with 128K or later ROMs.
- ### Patches
- The Macintosh II Palette Manager is added. Among other things, it allows applications to display multiple windows simultaneously, even when they don't all use the same 256 colors.
 - System 4.1 corrects problems that occurred when using pointers to unlocked records.
 - System 4.1 fixes TextEdit problems with scrolling and justification.
 - The TextEdit changes added to the Macintosh SE and Macintosh II ROMs are also patched into the Macintosh Plus. These changes support TextEdit runs and style changes within a TextEdit record. See Inside Macintosh Volume V for details.
 - A SysEnviron trap is added for applications to use to check on information concerning the hardware and System the application is running under.
 - The SCSI Select timeout is increased to 250 milliseconds.
 - The SCSI routines added to the Macintosh SE and Macintosh II are added to the System file.
 - External file systems can handle non-Macintosh volumes on disk drives designated for Macintosh volumes.
 - Macintosh Plus patches include changes to SANE routines.
- ### Windows
- The standard document window defproc (WDEF 0) and rounded-corner window defproc (WDEF 1) check the identity of the Macintosh on which it is being used and supports drawing window structures in color when appropriate. Both defprocs have version number 10.
- ### Miscellaneous System Resources
- "cctb" is the system default control colorTable.
 - "clicn" is the Color Mac icon used on startup.
 - Color dialogs are found in "dctb" resources.
 - The new resource "mitq" holds information for MakeITable about the amount of memory to allocate for internal temporary structures.
 - The system default window colorTable is found in "wctb".

Background

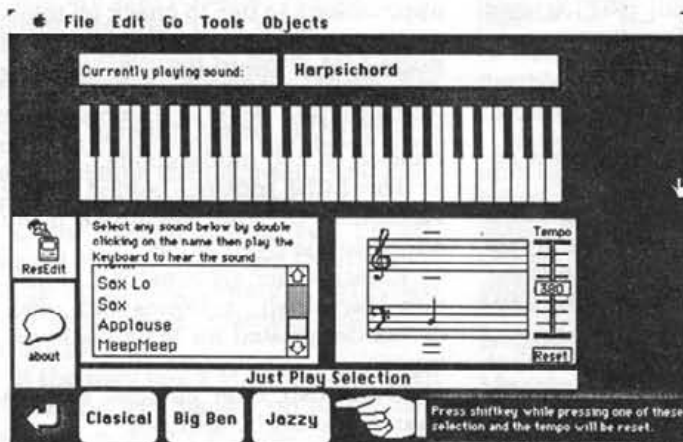
HyperCard
News
Reviews
Help
Tips
Stackware



We are grateful to Apple for allowing use of Windoid material. No warranty given with any stackware from the Library. All reviews are given in good faith and remember you can learn from most of the stacks shown.

New StackWare

1- Better Sound Stack - Disk 065



Do you want to listen to sounds - if so this stack will allow you to listen to any sounds and alter the temp. You can also hear what the sound will be like if you use HyperTalk to play notes

using the sound. Well laid out - easy to follow this is a must stack if you are into sounds with HyperCard.

Background,
Apple2000
P.O.Box 3
Liverpool L21 8PY

Please ensure that you put your machine type, memory used, and any relevant information so that we can get the correct answer.

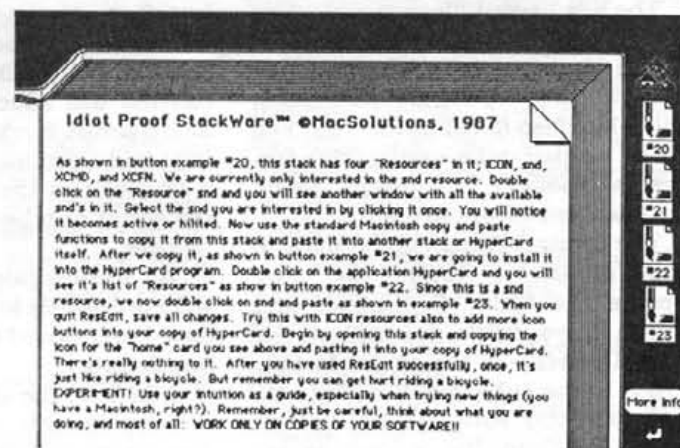
2- Proportion Wheel - Disk 067



Proportion Wheel is a calculation utility that enables anyone in DTP to correctly calculate the amount of reduction or enlargement required for artwork. You can enter the size of the original and the desired

size and you will be given a percentage reduction size. The sizes allowed can be measured in inches or metric. Also included is a conversion scale from inches to metric or metric to inches.

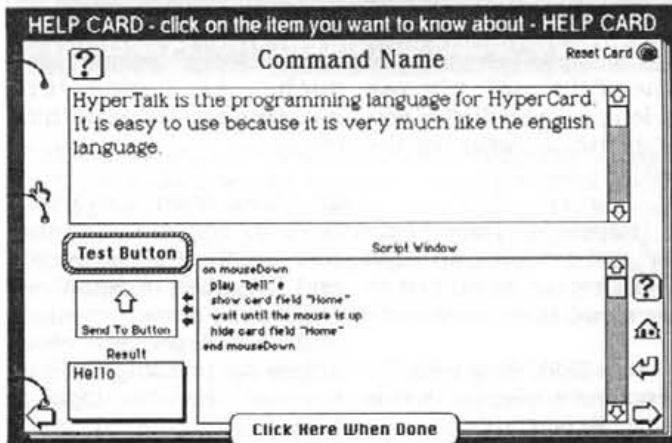
3- ResEdit IPS - Disk 064



Idiot Proof StackWare is a new concept and MacSolutions have brought out a stack that explains some of the ResEdit features. This stack contains a whole series of notes on how to use and understand resources. Very useful for those that

wish to get involved in this technical subject. One word of warning is that you must use copies of anything when experimenting. It is the old adage that if you use the original you are bound to corrupt it!

4 - HyperTalk Tutorial - Disk 064



StackWare that helps users to use HyperCard is probably more use to our members than other types and this stack goes a long way to showing what can be done with HyperCard as well as providing a useful insight in how to use the HyperTalk language. Based upon text and graphics this stack briefs the user on several commands and functions. It

also gives a demo of what each command does. The nice feature is a result window which allows you to see what actually happens when you issue a text based command. Again a nice stack with a useful purpose. Together with all the other stacks on this disk it is well worth looking at and really good value.

5- StackWare Detective - Disk 062



Join the HID - the HyperCard Investigation Department. Yes this stack is you way in to all those HyperTalk commands, find out what all the card, button and stack scripts are about. Another useful use of HyperCard to reveal all.

Being a HyperCard Detective can be fun but foremost it allows the user that wants to know more a tool to find out about other stacks. Good value, well presented and another time consumer!

Made in Britain StackWare

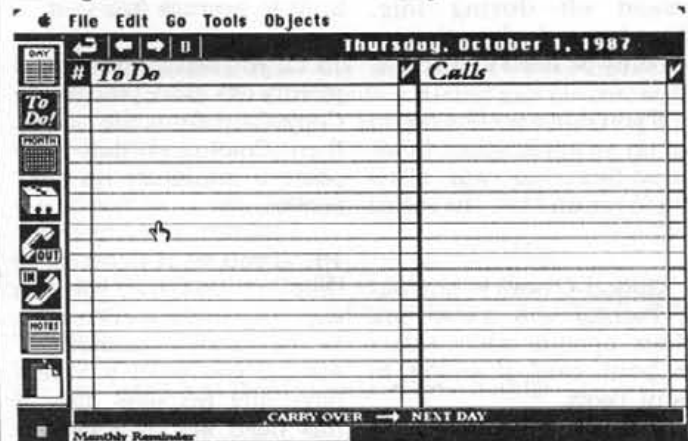
Members are invited to send stacks for inclusion in a British StackWare Disk.

Commercial StackWare - Focal Point



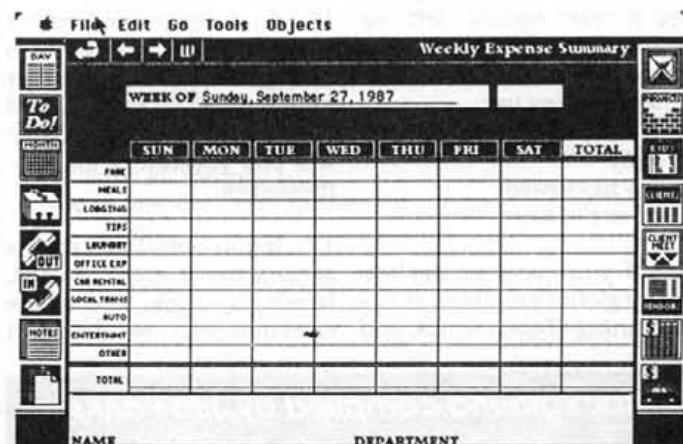
Danny Goodman well known by now for his excellent book 'The Complete HyperCard Handbook' has been busy putting together some major StackWare for the commercial market. The first of these should be available shortly through Actavision.

down is that at present it is very American. Hopefully when it is released in the U.K. it will have all the \$ signs and other U.S. signs changed to our versions. Focal Point comes with a complete on-line HELP system and that in itself is well presented.



Called Focal Point it is a complete business filofax with over 18 applications all linked into a superb system. As well as a diary, calendar and the usual filofax items he has put a telephone dialer and message system, project system and many useful additions. The only thing that lets the side

This stack comes on two disks full up with folders and stacks that all link in to provide the SYSTEM. All in all it is a masterpiece of design and deserves to do well. It should cost around £99 and providing you are prepared to use it properly is well worth the price.



Power User Tips

By Phil Wyman

1. The DoMenu command will execute DAs. For example, DoMenu "Calculator".

2. "It" is a local system variable, not a global.

3. "Set Cursor" command normally uses the following:
"Set cursor to 1" = I-Beam
"Set cursor to 2" = crossbar
"Set cursor to 3" = thick crossbar
"Set cursor to 4" = watch
"Set cursor to 5" = arrow or browse tool

4. "Set lockmessages to true" does not work in the message box. This is because "lockmessages" is turned off during idle. Therefore, lockmessages can only be used in a script.

5. If you don't see the menu bar on an application, Command-Spacebar will allow you to see and use the menu bar.

6. Option-O both in and out of Fatbits will show you where opaque white exists on your card if you're in Paint Tools.

7. Command-Drag sizes (elongates) a selected picture in HyperCard. Command-Shift-Drag will enlarge and shrink the selected picture proportionally.

8. When you are trying to intercept an arrowkey, you must use the message "on arrowkey" with the argument "var." Then you must see if "var" equals "left" or "right" or "up" or "down." For example:

```
on arrowkey var
  if var = "left" then exit arrowkey
  go next card
end arrowkey
```

9. If you have to declare many global variables at the beginning of your script, you

can declare them in the same line by separating them with a comma. For example, "global var1,var2,var3,var4."

10. You can edit your own patterns in the pattern window by double-clicking on them. These changed patterns will stay with the particular stack and not overlap into other stacks.

11. If a user-defined function uses the same name as a HyperCard function, HyperCard defaults to the user-defined function. For example, if you have a function "average" that you have defined in a stack script, HyperCard will use that function and not its own built-in average function.

12. If you want a miniature picture of a card, you can do Copy Card from the menu, then Command-Shift-V to paste a miniature on your screen.

13. If you want to set more than one textstyle, you can say: "set textstyle of button to bold,italic, underline." Also, if you want it to not have any textstyle after it has been set to a certain style, you can say: "set textstyle of button to plain."

14. The user pressing Command-Period can stop any script, even if an ANSWER or ASK dialog is on the screen.

15. Double-clicking on a word in the Script Editor or in a field selects the entire word.

16. In a script, you might not know how many levels deep you are in calls to other handlers that have called you. "Exit to HyperCard" will pop you out of all sub-messages.

17. If you have had trouble getting the name of a card, here's the trick. Go to the card and ask: "get the short

name of this card." The short name will give you the name of the card, whereas the long name will give you the entire pathway to the card.

18. "Repeat" or "Repeat Forever" will continue on until an exit repeat or an exit to HyperCard is encountered.

19. In a field, drag with the Command key on a selection of text. HyperCard will put it into the message box, and you can then execute it by hitting return.

20. If the user cancels an "ASK" dialog, HyperCard puts a null into the variable "it." You can therefore check and see if "it" is empty, thereby knowing that the user clicked CANCEL.

21. Once you have set a button to an icon, you can set the button to not have an icon by saying: "set icon of button to zero."

22. Only a locked text field can receive mouse messages such as mouseup, mousedown, mousewithin, etc.

23. Two other characters work as HyperCard operators "greater than or equal" and "less than or equal", as well as the more normal >= and <=. You get these characters by pressing Option-Greater Than or Option-Less Than.

24. You can get rid of your screen altogether by "set visible of cardwindow to false."

25. Functions are not to be defined within message handlers.

IF YOU HAVE ANY TIPS PLEASE DROP US A LINE SO WE CAN LET EVERYONE ELSE KNOW.



HyperTalk Answers

1- Programming Functionkeys

By Robin Shank

The HyperTalk command "functionkey" allows you to associate a script with any of the function keys on an extended keyboard. To program a functionkey, use the following format:

```
on functionkey thekey
  if thekey is 5 then
    — add any script
  end if
  if thekey is 6 then put the heapSPACE
    — or whatever
  end if
end functionkey
```

You can put the script into a card, background, stack, or home script, depending on how widely you want your functionkeys to be "detected."

The following script will make a functionkey that will automatically move any-

thing selected on the card into the background. The beauty of using type "x" with commandkey instead of domenu "cut" is that it transcends the fact that the Edit menu reflects the object selected. The command key simply calls that menu item, so it doesn't matter if it says "cut button" or "cut picture." I've installed this script into my Home card, so that I can access it from any stack.

```
On functionkey whatkey
  if whatkey is 6 then
    type "x" with commandkey
  — Cut whatever is selected
  domenu "background"
  — enter the background
  type "v" with commandkey
  — Paste it
  domenu "background"
  — leave the background
  end if
end functionkeys
```

Background compiled by Jim Panks

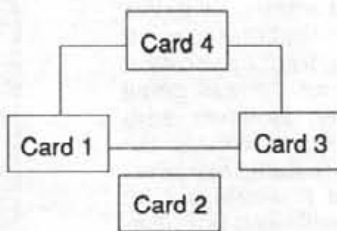
Stack Design Issues

1-More Powerful Linking Facilities by Keith Rollin

While developing a HyperCard stack to track new 3rd party products, I discovered I needed a more powerful linking facility than the one provided by HyperCard. My idea was to create circular links among all similar products (e.g. all Mac II monitors). However, under the old system, this was very difficult. Not only was the actual linking of new objects into an existing circle awkward, but deleting items was virtually impossible.

Imagine a stack linked like the one below. This linking system is similar to the one used in the Clip Art stack on the Home Card:

Card 2 is a newly created card that you want to insert into this chain somehow. Under the old system, you would have to break the link between cards 1 and 3, and then create 2 new links between 1->2 and 2->3. This is awkward and time consuming, especially with having to toggle between the button tool and browse tool all the time.



To speed up the process, I wrote the following button and background scripts. In addition to making linking a one step process, it adds a facility for resolving links when a card is deleted.

I am submitting these routines for 2 reasons: 1) They are handy, and will hopefully help you in your own endeavors, and 2) They could do with a bit of help themselves. For example, I have to keep a list of backward links to facilitate deleting cards. I do this by adding a comment line at line 2 of my button script that holds the card ID of the card that points to it. However, my routines don't handle the circular lists that do not have this additional comment line. Therefore, I am posting these routines to the collective genius of this group to add to their efficiency and functionality. (note: "+" has been substituted for the option-return character)

In order to implement these scripts in my stack, I created 2 background buttons. The first one is called "Similar Products". This button contains the script that moves us from one card to the next one in the chain. It looks something like this:

```
on mouseUp
---linked from card id <####>
go to card id <####>
end mouseUp
```

This script is created and modified by the second button, called "Link To". Here is it's script:

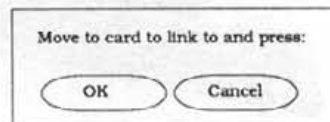
```
on mouseUp
---"Link To" button was hit
global LinkFromCard
show field "Link To"
Show background button "Move to card to Link"
Show background button "to and press:"
show background button "ok"
show background button "or"
show background button "cancel"
put the ID of this card into LinkFromCard
end mouseUp
```

Clicking on this button makes visible a background field and 2 background buttons --well actually 5. I use buttons

to contain text that I want carried from card to card. If I put the text in a background field, it will not be carried. The window looks like this, and appears on the top of everything else (like the normal link window):

In addition to making this window visible, the button also stores the ID of the new card in the global variable LinkFromCard.

The Cancel button of the "link window" is straightforward; it simply hides all the buttons and the field:




on mouseUp

```
---cancel button was hit
hide background button "OK"
hide background button "or"
hide background button "cancel"
hide background button "move to card to link"
hide field "Link To"
end mouseUp
```

The OK button is where the action is. After pressing the "link To" button to show the "link window", we can move anywhere within the circular link (using any means, such as arrows or command-F). Pressing the OK button will form the new links, using the following script:

```
on mouseUp --- OK button was hit
Global LinkFromCard
-- check to see that we aren't linking ourselves
if LinkFromCard is the ID of this card then
answer "sorry, I won't link this card to itself." with
"cancel"
else
put word 3 of LinkFromCard into LinkID
---actual card number
Get script of button "Similar Products"
if it is not empty then ---insert into cycle
---move the link script from this card (1) to our new card
---(2)and change the backlink
Get script of button "similar products"
put the ID of this card into word 4 to 6 of line 2 of it
set script of button "similar products" of card id
LinkID to it
put word 5 of line 3 of it into TempID ---for later
-- Create forelink from this card (1) to new card (2)
Get script of button "similar products"
put LinkID into word 5 of line 3 of it
set script of button "similar products" to it
----
-- modify backlink of card (3) to new card (2)
Get script of button "similar products" of card
idTempID
put LinkID into word 6 of line 2 of it
set the script of button "similar products" of ++
card id TempID to it
else -- link the two together (no previous link in this
card)
-----
Set script of button "similar products" to ++
"on mouseUp" & RETURN & ++
"--Linked from " & LinkFromCard & RETURN & ++
"go to " & LinkFromCard & RETURN & ++
"end mouseUp" & RETURN
-----
```

Continued on page 58



MULTITASKING

MultiFinder is part of the latest system update from Apple and brings the Finder and System up to date. It will work on MacPlus, SE and Macintosh II machines.

The Macintosh System Software has undergone major changes over the last few years but these changes have not always been passed back down the line to the users, by dealers. Members of User Groups have been kept up to date, but many users are still using ancient versions which have been surpassed several times over.

Apple have decided to use the release of MultiFinder to get as many Mac Users as possible to be on the latest System and Finder. They have pitched the price low to ensure that the price is not a reason for users not to upgrade and they have added new features and a couple of new utilities to the package, top this off with a new manual and you have the System Update.

Why change ?

Since the first 128K Macintosh we have seen the size of the ROM's increase until now the MacII and SE have ROM's that are four times the size. With all that extra space the development of the system has been made easier and Apple have wasted neither time or effort to ensure that enhancements are made to various parts of the User Interface.

These differences include adding colour, putting in the Apple DeskTop Bus and make the handling of fonts and text better. Other major improvements include the addition of cdev resources and of course the ability to have a RAM cache.

In those early days 128k or 512k was the normal memory size for RAM and although this caused the application writers a problem it was enough to do most tasks. Since those days we have seen memory prices fall and most Macintoshes grow to a megabyte of memory. This has allowed applications to grow in size and complexity. With this memory available, users have wanted to be able to run applications faster and also have expressed a

wish to be able to have more than one application open at a time. Switcher was the application that first allowed the quick switching from application to application without the wait going through the Finder. However with Switcher came the quest to make the Mac a truly multi-tasking machine. Many thought that it would not be capable and many still say it is impossible. Apple have sat back and decided that they will provide their own 'cludge' to the problem. MultiFinder is the outcome and although it is not the same as the old Switcher it is based around the same principals.

What is it ?

MultiFinder is an enhancement to the normal Finder and as such you are given the choice of using it at Startup or using the ordinary Finder. MultiFinder is memory hungry and the normal MacPlus will creak if you use it seriously, you really need two Megs and even that will only give you partial satisfaction. MultiFinder is in effect a memory manager and when using it you will place applications in memory and then use MultiFinder to manage your use of those applications. You have the opportunity to specify how much memory each application takes and you can also specify what applications are opened at startup. This can be handy if you use the same applications every day. The main thing to remember here is that when you specify memory amounts you will have to leave enough for the application and the documents you will work on. If you do not specify enough memory you will be rudely awakened with the 'out of memory' message and then can watch a large amount of work vapourise into 'buggyland'.

MultiFinder needs contiguous memory to operate each application and that means each application hogs its memory, however as you open up documents and general go about your work you will find that the memory gets fragmented and after a while you can end up with applications that have been working perfectly suddenly stopping and memory errors oc-

The System Update is now available and includes an application called MultiFinder. Billed as the Macintosh entrance into true Multi-tasking, Jim Panks takes a look in this preview.

Apple File



Apple File Exchange

The new system
Exchange whi
Port and whic
the Macintosh

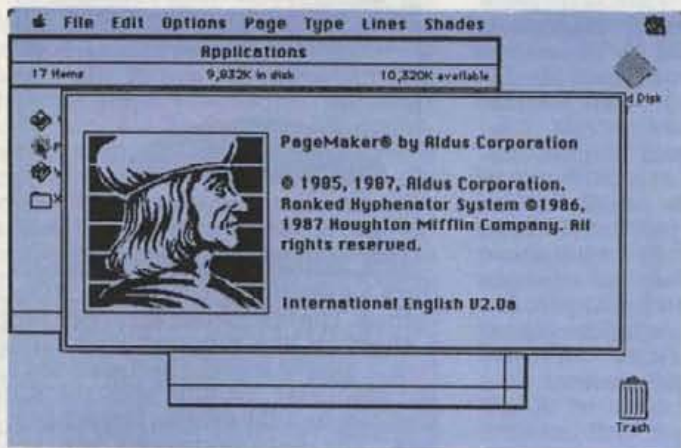
This utility is useful with or without it. You will need it for direct transfer from Plus to Plus in this area as soon as we can get hold of it.

Apple File Exchange allows you to transfer files between Mac and Apple II. I have tried out the AppleWorks to Excel protocols with it and it works. This is the start of a whole new way to transfer files easily with different operating systems.

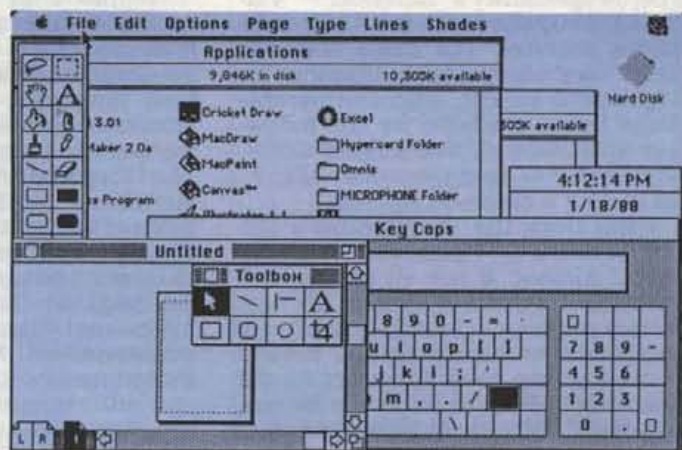
Special MacP

Apple are to make all 128/512k Macintoshes coincide with the launch of the new System Software a special priced MacPlus upgrade in late 1988. The deal which allows all Macintoshes to be configured of a MacPlus is priced much cheaper than it was last year and the Macintosh Plus Keyboard will cost just \$49.95. Included at no extra cost is a complete set of software including HyperCard. This has to be the best deal for all members to upgrade because after all you have a very out of date machine!

Finder



PageMaker open with the Desktop in the background.



Several Applications, DA's and the Desktop open with the ability to go quickly to any of them

Exchange

em comes complete with Apple File Exchange which is an enhanced version of Passport. It allows the transfer of files between Macintosh, PC, and ProDOS on the Apple II.

the Apple PC Drive but obviously you need a PC 51/4 media. We will be looking at the need for a PC drive.

copy Mac to Mac using the old Passport software and the new AFE and they are in swapping systems.



DCA-RFT/MacWrite

Plus Upgrade.

Macintosh Users the best deal yet. Yes to Macintosh System and Finder they will be offering a Plus Upgrade from February 15th to August 31st. Macintosh Users to be on a minimum of £450. This is over £200 extra makes it worthwhile doing. The Plus Upgrade is just £65 extra. The upgrade will also include a set of System Software, MultiFinder and a Plus Upgrade. A bargain of the year. We would advise you to get it before the 31st August you may be stuck

curing. This is where you need four megs of RAM. With that sort of memory you can allocate larger chunks of memory to each application and therefore put off the 'out of memory' message for considerably longer.

Another point to note here is that some programs such as Excel and MacDraw need to operate in the first megabyte of memory and if you are to get them working in a big MultiFinder set you will have to load them first so that they operate in that first megabyte. If you have enough memory it may be best to give these applications just enough so that you do not go over that magic one meg.

MultiFinder opens with the normal menu bar - the only difference you will see is a small icon on the right of the menu bar which indicates what application is presently active. You can also find this out from the Apple Menu. All open applications are listed and a tick indicates the one active. I do not intend to go into detail about how all the functions operate as Apple have done an excellent job on the manual and I would personally advise all those with MacPluses and above to invest the £35.

MultiFinder adds some useful features like the ability to background print to a Laserwriter. The DA handling has been changed for the better. Under the normal Finder if you open a DA as soon as you leave that

application all the open DA's will close. Under MultiFinder the DA's are opened under their own icon - this means you have a DA Layer. This layer is like an application layer and you can access any DA at any time by either selecting the DA from the Apple Menu or clicking on the small icon in the top right hand side of the menu bar.

Conclusion

MultiFinder is not the 'be all and end all' of Macintosh Systems but I have to admit it is a vast improvement over earlier systems and will become the new standard. Apple will of course update this as and when major advances are made but I think for now it is a wise bet to upgrade. Remember that you do not have to use MultiFinder, you can just use the new system and all the latest updates to printer drivers and the like.

Hopefully the British Version will be available from your dealer now, you may also want to check the prices of extra RAM so that you can take advantage of the extra speed and functionality of MultiFinder.

† This is an Apple hype word and means 'practical rather than decorative; utilitarian.'

Programmer's Extender™

John Arnold reviews the Programmer's Extender™, a library of routines for the Pascal or C programmer.

The Programmer's Extender™ Volume 1 is supplied with two 400k disks and a manual. The disks reviewed here are those specifically for Lightspeed Pascal, with comparable disks being available for the following:- TML Pascal, Manx Aztec C68K, Lightspeed C, and Consulair Mac C, all having a common manual.

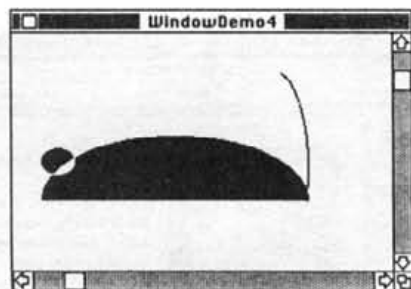
What does the Programmer's Extender do for the Pascal or C programmer? Almost, if not all the various versions of Pascal or C, lack the necessary routines to handle quickly and easily from within a program, the features we have come to expect for the Macintosh, such as pulldown menus, windows with their grow box and scroll bars, dialog boxes, etc. Admittedly these features can be coded using the procedures and functions available for the particular language being used. However it all takes time, although having coded for a particular feature it can of course be combined with others into a Library, to be used in subsequent programs.

Invention Software Corporation have provided just such a set of library routines in the Programmer's Extender. The routines have been tested, and precompiled, and give access to the Macintosh User Interface and Toolbox routines at more than one level.

Volume 1 of the Extender gives access to the following Macintosh features which would be of use, to some extent or other; in most Macintosh programs:- Pull down menus, Windows, Scrollbars, Controls, Dialog and Alert boxes and Text Editing. The Library provides over 90 routines specifically written to handle all aspects of the features just listed. There are some features not in the list above that may be required, for example printing, handling the serial port etc. These and others are dealt with in subsequent volumes of the Programmer's Extender series.

Documentation

The manual consists of some 250 pages, and contains an Introduction giving details of how to use the Extender Libraries, followed by chapters detailing particular Extender commands. For example the second chapter deals with Menus, it starts with some background information about Menus in general, and then proceeds to the individual Extender procedures and functions available from the library for handling customised menus. The manual lists source code for a number of demonstration programs illustrating the use of the rou-



tines for obtaining various pull down menus. The first demonstration being a short 19 line program illustrating how a simple menu can be added to the MenuBar, ending with the fifth program handling menu Metacharacters. The demonstrations are provided on the disks in the form of both short applications and also as source code. The application can therefore be double clicked to see the demonstration run without having to compile it, or alternatively the source code can be read into the Editor, to be changed and then compiled and run within the Lightspeed Pascal environment. As the manual is common for both Pascal and C purchasers, it contains both Pascal and C versions of all the demonstration listings, with the listings standardised to Lightspeed Pascal and Lightspeed C / Aztec C format. The chapters also contain sections for advanced programmers, dealing with procedures that are included as part of the supplied library routines, although they wouldn't normally be required. They are available and documented should the programmer need the facilities offered.

Subsequent chapters detail the other routines in a similar way and there follows details of User Hooks, Event Handling, and Exception Handling. The Appendices give reference material for Pascal and C, and language specific information for the various languages supported. Included is also a short appendix detailing Resource file information. The manual contains an index.

I found the manual to be very clearly set out and very comprehensive and also readable. Scattered about in the

The screenshot shows a Macintosh development environment with a menu bar (File, Edit, Project, Run, Debug, Windows) and two windows. The left window, titled 'ScrollBarDemo2 Sour...', contains Pascal code. The right window, titled '*Extender1 Library Project*', shows a table of library components.

```
program ScrollBarDemo2;
uses
  XTTypeDefs, Extender1;
var
  event : EventRecord;
  whatHappened : EventStuff;
  appleMenu, fileMenu, editMenu : MenuHandle;
  myRect : Rect;
  WR : WindowRecord;
  myWindow : WindowPtr;
  controlRect : Rect;
  theScroll : ControlHandle;
  duration : Integer;

begin
  XTendInit;
  StdMenus(appleMenu, fileMenu, editMenu);
  SetRect(myRect, 150, 100, 350, 200);
  myWindow := CreateWindow(WR, myRect, 'Scrollbar Demo', 4, True, True, False, Fal
  SetRect(controlRect, 25, 40, 175, 56);
  theScroll := CreateScrollBar(myWindow, controlRect, 50, 1, 100);
repeat
  repeat
```

Options	File (by build order)	Size
	MacPasLib	15842
	MacTraps	5440
D N V R	MacPrint	0
	PrLink	898
D N V R	XTTypeDefs Unit	0
D N V R	ExitRequest Unit	122
D N V R	XTRsrv1 Unit	128
D N V R	XTSpecEvent Unit	208
D N V R	XTUserHooks Unit	464
D N V R	Extender1 Library	17222
D N V R	Extender1	0
D N V R	ScrollBarDemo2 So...	250

various chapters was information pertinent to Macintosh programming in general.

As the source code for the demonstrations is on disk, then relevant sections can be cut and pasted into your own source code.

The Extender contains many extremely useful routines, not least of which is the special procedure `HandleEvent()`, which automatically handles menu selections, window dragging, and resizing etc. The use of this routine alone could very well reduce program development and debugging time by up to 50 - 70%, the manual suggests.

For advanced programmers the source code for some, but not all of the procedures is also included on the disks, giving the possibility of adding to or changing portions of the code to do specific things before recompiling it. With some procedures warnings are given for the benefit of inexperienced programmers, to use them with extreme caution. A stated design objective for the package was to allow for a number of user hooks, giving the programmer the opportunity to patch in code for handling special exceptions and variations for their own particular requirements. It is pointed out in the appropriate places in the manual that some of the data structures include fields used to support some of the other Extender volumes, and that other fields are there solely for the convenience of the programmer.

The Lightspeed Pascal version has two "Project" forms, one being the Extender Library Project, this has the routines combined into a single object code which when linked to your own code adds on a block of about 18k to the final application code. The other form is the Extender Project with separate source and object code units, this being the form to use if any of the Extender routines have been redefined, it also enables the 'smart' linker to produce less code as only the routines actually required by the program are compiled.

Conclusions

The Programmer's Extender™ is published by Invention Software Corporation, Post Office Box 3168, Ann Arbor, Michigan 48106, U.S.A. at \$89.95.

For any programmer in Pascal or C using any of the versions supported by the Extender, the package would be well worth obtaining, it is well presented with very many useful procedures and functions ready available to use. Comparing the price with that for instance, of Lightspeed Pascal, with its substantial manual, I would have said that the Extender's price is on the high side, however this has to be balanced against the undoubted time saving that would accrue in programming, with regular use of the Extender's routines.

The latest American adverts give

details of the following Extender volumes also released:- (1) volume 2 : (100 routines) lists, printing, graphics etc @ \$89.95; (2) Grafpack for producing graphs @ \$69.95; (3) Professional Programmer's Extender giving the full 100% source code for both volumes 1 and 2 @ \$395.

The Extender disks are not copy protected, and there is an End-user Licence Agreement and Registration form. Licencees can freely distribute/market programs created using selected portions of the Extender routines provided a message indicating that the Programmer's Extender by Invention Software has been used is displayed as part of the program. 🍎

info

Product : Programmer's Extender™
Publisher : Invention Software Corporation

Available from :

Price : £

Value : 🍎🍎🍎🍎
Performance : 🍎🍎🍎🍎
Documentation : 🍎🍎🍎🍎

MacCadd -

The Intelligent Software Diagram Editor



logica

MacCadd Version 4 is a powerful tool on the Apple Macintosh for the production of software design diagrams.

- * Quick and easy to use
- * Output suitable for reports and presentations
- * Supports many of the current design methods such as Yourdon and SSADM
- * Supports any user defined diagram type
- * Can be customised for the users own requirements

For more information contact: MacCadd Marketing
Logica UK Ltd
64 Newman Street
London W1A 4SE

Tel +44 1 637 9111

MacLine

FOR THE LOWEST PRICES IN THE U.K & EUROPE

SOFTWARE

UTILITIES & DA'S

Affinity Microsystems

Tempo (macro DA with conditional branching)	58.
Alsoft	
Disk Express (maximise disk performance)	29.
Batteries Included	
MacBatteryPak (9 handy Desk Accessories)	29.
Berkeley System Design	
Stepping Out (Virtual Screen extender)	58.
CE Software	
DiskTop 3.0 (DA Finder with Laserstatus)	33.
MockPackage+ (DA Term. Write Print Chart)	23.
QuickKeys (assign keys, save mouse moves)	53.
Central Point Software	
Copy II Mac (includes MacTools- essential)	22.
Cortland	
Top Desk (7 self-installing Desk Accessories)	37.
Dubi-Click Software	
Calculator Constructor (self explanatory)	39.
Fifth Generation	
FastBack (1MB per minute backup to floppy)	69.
Greene, Inc	
QuickDex (rolodex address book)	29.
Imagine	
Smart Alarms (effective DA reminder system)	34.
MacMaster	
Fedit Plus (best file & disk Editor MFS/HFS)	33.
Mainstay	
Think 'n Time (visual organisation tool)	89.
Olduval Software	
DA Switcher (stores multiple sets of DAs)	29.
Icon It (assigns icons to menus, DAs, F Keys)	43.
PBI Software	
HFS Locator (the essential HFS DA)	28.
PCPC	
HFS Backup (Hard Disk backup utility)	28.
Supermac Software	
Sentinel (hides data from prying eyes)	45.
DiskFit (backup HD with "smart floppies")	45.
SuperSpool (the quickest spooler...)	45.
SuperLazerSpool (and now for lasers as well)	95.
Softstyle Inc	
Epstart (run a Mac with an Epson printer)	29.
Laserstart (drives a Hewlett-Packard Laserjet)	75.
Software Supply	
Suitcase (unlimited access to DAs and Fonts)	38.
PowerStation (launches applications, DAs)	39.
Solutions Inc.	
Smartsrap & the Clipper (indispensable)	39.
Software Discovery	
Record Holder Plus (data manager)	54.
William & Marcias	
MyDiskLabeller (with colour, for Iwriter & Laser)	39.

GRAPHICS & DTP'S

ABA Soft	
Draw It Again Sam (10 layers, object oriented)	99.
Altsys	
Fontastic (create and scale your own Fonts)	29.
Fontastic Plus (advanced Fonts Editor)	44.
Fontographer (create Postscript Laser Fonts)	245.
Ann Arbor	
FullPaint (opens 4 documents at once, full text fx)	58.
FullWrite (new generation DTP/ Word Processor)	225.
Casady Ware	
Fluent Fonts (2 disks of good Imagewriter fonts)	32.

GRAPHICS Cont.

CE Software

Calendar Maker 3.0 (customise a Calendar)	26.
MacBillboard 4.01 (electronic Art Shop)	23.
Challenger Software	
Mac3D (MacDraw like/user definable tools, hi-res shade)	169.
Great Wave	
Crystal Paint (symmetrically draw intricate pattern)	39.
Deneba	
Canvas (paint/draw program with bezier curves)	139.
Dubi-Click	
WetPaint 2 volume Bundle (great Clip Art)	39.
World Class Fonts 2 volume Pack	39.
Enabling Technologies	
Easy 3D (create and sculpt solid 3D objects)	75.
Enzan-Hoshigumi	
MacCalligraphy (best paintbrush metaphor)	105.
Foundation Publishing	
Comic People (office days clip art)	35.
Comic Strip Factory (create your own comics)	55.
Innovative Data Design	
MacDraft (advanced object oriented features)	174.
Letraset	
Ready, Set, Go! 4 (powerful but easy to use DTP)	425.
MacroMind	
VideoWorks II (comprehensive animation program)	139.
Olduval	
Post Art (Crickler Draw, MacDraw, Illustrator clip art)	39.
Postcraft International	
Laser FX (unlimited Postscript Fonts modifications)	149.

SOFTWARE SPECIAL OFFER

Wordfinder

The U.K. Dictionary version
Highly acclaimed Thesaurus DA
(noun:dictionary,glossary,lexicon,list,
synonym finder,vocabulary,wordfinder)

£38.00

offer ends 29th February

Simon and Schuster

Mac Art Department (over 150 images)	26.
Solutions Inc	
Glue (creates a "print to disc" capability)	46.
SuperGlue (essential DTP tool)	59.
The Curator (direct access to any artwork)	85.
Symmetry	
Picturebase 1.2 (Clip Art Database)	48.
Springboard	
Certificate Maker (design & print your own)	34.

WE NOW ACCEPT
ACCESS, VISA
AMERICAN EXPRESS

BUSINESS

Ashton-Tate

dBase Mac (at long last! available on the Mac)	325.
Borland International	
Reflex Plus (new Relational Database)	179.
Bravo Technologies	
MacCalc (full featured, last, pure Spreadsheet)	89.
Chang Labs	
C.A.T. (monitors contacts, time, activities)	325.
Forethought	
Filemaker Plus (feature packed Database)	190.
Hayes	
Smartcom II (acclaimed Comms package)	85.
MacroPac	
101 Macros for Excel (keystroke/time saver)	39.
Microsoft	
Excel 1.04 (the power Spreadsheet)	219.
Works 1.0 (5 well integrated programs)	189.
Monogram	
Dollars & Sense (home and small business)	99.
Business Sense (integrated accounting modules)	299.
New Directions	
Fast Forms (create your own forms, letterheads etc)	95.
North Edge	
Timeslips III (time, bills and expenses tracking)	149.
Odesta	
Double Helix II (extremely powerful database)	415.
Satori	
Bulk Mailer 3 (mailing list manager)	79.
Software Ventures	
Microphone (simple yet high powered comms)	129.
Survivor Software	
MacMoney (complete home Accounting, reports)	48.

WORD PROCESSING

Ann Arbor

FullWrite Professional (new generation DTP)	225.
Batteries Inc	
Thunder (50000 word Spelling Checker)	29.
Bonadio Associates	
Expressionist (DA equation processor)	52.
Living Videotext	
More (incredibly powerful outline processor)	165.
Microsoft	
Word 3.1 (heavy duty Word Processor)	219.
Microlytics	
Wordfinder (computerised Thesaurus DA)	Special
Olduval Software	
Read-It TS (OCR software for Thunderscan)	95.
Owl International	
Guide (first Hypertext program for the Mac)	86.
Symmetry	
Acta (outline/writing Desk Accessory)	48.
TMaker	
Write Now (highly rated, built-in spellcheck)	119.

PROGRAMMING

Borland International

Turbo Pascal (Mac version of Borland's Compiler)	59.
Turbo Pascal Tutor (teaches Mac Pascal)	46.
Turbo Pascal Numerical Methods	59.
Turbo Pascal Database Toolbox	59.
ICOM Simulations	
TMON (the best Macintosh debugger by far)	98.
Lightspeed	
C (what can one say, probably the best language)	119.
Mainstay	
VIP (reprogrammable Flow Charts)	79.

(01) 642 4242

BRITAIN'S LARGEST SOFTWARE SELECTION

Wren House
Sutton Court Rd
Sutton, Surrey
SM1 4TL, U.K.

THE LOWER DOLLAR MEANS LOWER PRICES ON MANY PRODUCTS

MATHS & STATS

- Borland International**
- Eureka (equation solver, Graph generator) 115.
- Brainpower**
- StatView 512+ (accurate, intuitive, power Stats.) 189.
- MathView Professional (numeric analysis) 189.

HYPERSTACKS

- Activision**
- Focal Point (Hypercard organiser) 69.

MUSIC

- Bogas**
- Studio Session (Editor & Player with 6 voices) 79.
- Rock Disc
- Country Disc
- Heavy Metal Disc *each* 18.
- Great Wave Software**
- Concertware + (8 instrument Composer) 32.
- Concertware + MIDI 99.

EDUCATION

- Addison-Wesley**
- Puppy Love (amazing programmable puppy) 27.
- Broderbund**
- Geometry (350 problems to solve) 79.
- Physics (300 problems) 79.
- Camde**
- NutriCalc Plus (essential program for dieticians) 245.
- Palantir**
- MacType (structured Typing instruction) 28.
- Great Wave Software**
- Kids Time (5 quality programs for ages 3 - 10) 29.
- Layered**
- Notes for:
 - Word, Works
 - Excel, PageMaker *each* 49.
- Simon & Schuster**
- Typing Tutor IV 39.
- TeleRobotics Int**
- CourseBuilder (teaching, training and testing) 279.
- True Basic**
- True Basic, True Stat, Run Time *each* 75.
- Algebra I or II, Pre-Calculus, Calculus, Trig,
- 3D Graphics, Discrete Math Probability,
- Arithmetic and Math Function. *each* 46.
- Unicorn**
- Animal Kingdom (ages 6 - 12) 30.
- Decimal Dungeon (age 9 and up) 30.
- Fraction Action (arcade maths game) 30.
- Mac Robots (pre-school) 30.
- Math Wizard (ages 5 - 10) 30.
- Read-A-Rama (ages 5 - 8) 35.

GAMES

- Activision**
- Shanghai 29.
- Tass Times 26.
- Broderbund**
- Ancient Art of War 29.
- Lode Runner 29.
- Bullseye Software**
- Ferrari Grand Prix 34.
- Fokker Triplane 34.
- Epyx**
- Sub Battle 29.
- Winter Olympics 29.
- Infocom**
- Hitchhikers Guide 22.
- Leather Goddess 25.
- Infinity**
- Go 28.
- Microsoft**
- Flight Simulator 31.
- Electronic Arts**
- Ogre 28.
- Chess Master 2 0 29.
- Seven Cities of Gold 29.
- Patton vs Rommel 29.
- Practical Computer**
- MacGolf 38.
- Simon & Schuster**
- Star Trek 28.

HARDWARE

SCANNING

- Thunderware Inc.**
- Thunderscan 179.
- Scanning for one tenth of the usual price! Compatible with Macintosh 512K, MacPlus and Mac SE. Thunderscan slots into the ImageWriter in place of the ribbon and the image is scanned in as a paint file. If Optical Character Recognition is required, a software package called Read-It is available which converts the paint file into ASCII. Superb value from a proven product.
- Version 4 software 27.
- Owners of the old software can now upgrade to the new, improved and faster version 4 software
- Power Ports 34.
- Upgrade your old Thunderscan to work on Macs with SCSI ports.
- Read-It TS 95.
- OCR software optimised for Thunderscan.
- Read-It 249.
- OCR software for most scanners.

HARD DRIVES

- Qisk**
- MiniQisk 20Mb Hard Drive 439.
- New external drive has very fast access times, small size and optional carry case.
- Computers Unlimited**
- PowerDrive External Hard Disk 1350.
- 1Mb SCSI 1600.
- 140 Mb SCSI
- These excellent ultra high capacity drives, although external, sit under the Mac retaining the machines small footprint.
- Rodime**
- S20+ Hard Drive 439.
- S45+ Hard Drive 725.
- Proven, reliable drives as reviewed in MacUser in October 87 issue. Also sits under the Mac.
- NOTE: DRIVES ARE ONLY SENT SECURICOR. PLEASE ADD £7

GENERAL

- Computers Unlimited**
- MacTilt Stand (tilt and swivel your Mac) 79.
- MacRecorder (Audio digitiser) 145.
- Orange Micro**
- Grappler (universal parallel interface) 79.
- MacMemory**
- Turbo SE (speed an SE up to a Mac II) Special

RAM UPGRADES

- Simms**
- 2 * 1MB SIMMS 399.
- The best quality SIMMS produced. 1Mb to 2.5 MB memory upgrade on MacPlus and SE. 2MB on Mac II.

HARDWARE SPECIAL OFFER

MacMemory Turbo SE

Mac SE Accelerator Board
Cost Effective and 100%
compatible with all MacPlus
and Mac SE software

£399.00

Offer ends 29 February

We will try to improve on any genuine lower price offered to U.K. Macintosh users.

Call for a free copy of our catalogue to be sent to you today.

European orders welcome



VAT No. 452 3149 66

Policy

- *Credit cards will not be charged until the order is shipped.
- *If a partial order is despatched, the balance is posted free of additional postage charges.
- *All Goods are sent by Insured Registered First Class Mail.
- *Courier services are available.
- *Defective software is replaced immediately.
- *Refunds will only be given on unopened packages that are returned within 7 days of receipt.
- *Prices are correct at time of going to press.

Ordering

- *To order call Monday - Friday, 9.30 to 5.30.
- *Add £2.50 and VAT to cover postage & packaging. Please add £7.00 on Hard Drives for Securicor delivery.
- *Payment is by credit card, cheque or money order.
- *Government departments, Universities, Colleges are welcome to purchase with an order.
- *For international orders please exclude VAT.
- *International postage rates are £4.00 for Europe and £6.00 for the rest of the world.

First Footing

A Personal First Experience with 'Hypercard' by John Dryer

The first time I heard the word 'Hypercard' mentioned was when I was speaking to a friend about a program I had been developing using 'Filevision'. With 'Filevision', which is a graphics based semi-relational data base, I had been having certain problems with linking of information. It was suggested that I try a program that had just at the time been released by Apple in the States as it could be the answer to my problems: it was called 'Hypercard'.

Sometime after that I obtained a copy of 'Hypercard'. By then there had been a great deal of talk about it and I was very keen to give it a try. The first surprise is that it only costs about £30. A pleasant change as programs of this calibre would normally be expected to cost an order of magnitude more.

Now before getting into talking about 'Hypercard' itself I'd like to say a little of my early experiences with the Macintosh and where my interests lay as to some extent they shape my reaction to 'Hypercard'. I had first been sold on the machine late 1984 when I happened to see a demonstration of Macpaint. I justified the purchase

to my wife by telling her that it had word processing capability as well and added that I could use it in my work as a consultant Engineer in the oil and gas business. In particular I had in mind to use a spreadsheet and data base.

In those days my reasoning that I could use it in work was quite difficult to demonstrate. The only application that I found really useful was Multiplan. As my wife often reminded me if that was all I was going to use it for then it had been a costly purchase. Beside a spreadsheet though what I did have a need for was a ready means of accessing information but when I took a look at the Omnis version 1.0 I was less than taken by it's mode of operation to say the least (I appreciate that it has been now changed out of all recognition and is a very powerful data base).

From my initial purchase of a 128K machine I have been able to progress to a Mac Plus with a 20mb hard disc. With the size of a lot of software these days it's difficult to recall how I ever operated and the hard disc took me into another world. But as the software has become more power-

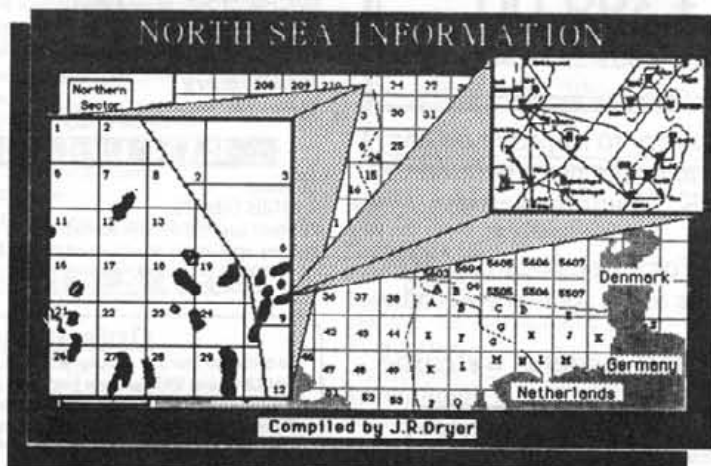
ful and to some extent specialised it has sometimes been at the expense of that unique Macintosh feature - the marvelously simple user interface.

And as an aside I personally find that the size of some of the program operation manuals is off putting - for me an important feature of a program on the Macintosh is that it's operation is largely intuitive or at least clear from information given on the screen.

So to sum up, prior to seeing 'Hypercard' in action, although I was still very keen about the Macintosh some of that early magic that set it apart from other machines was rapidly being eroded away. Apple would clearly like to see the Macintosh more established in the business world and the fact that we are now getting a large number of 'Business applications' is evidence that it is being accepted. Based on my own experiences though I hope that Apple continue to encourage software developers to maintain that important 'Macintosh interface'. I believe this to be an important feature particularly where information retrieval is a requirement.

And it is information retrieval that 'Hypercard' is all about; accessing information, that is, in a meaningful way. A straightforward way of doing this is by association and 'Hypercard' follows this principle by allowing you to simply link related pieces of information in any conceivable way that you decide. For it's operation it relies very heavily on two features of the Macintosh to achieve this - to point at something and then to click at it. Doesn't a data base program provide such linking for me already you ask? Well yes it does but there are some important differences in the two and although 'Hypercard' may appear to act as a data base it should not be thought of as one (in the traditional sense at least).

The majority of data base's (with the exception of at least 'Filevision') restricts its relational capabilities to retrieval of information from elsewhere; 'Hypercard' on the other hand lets you transfer to where that information is held. Also whilst a data base program might produce a report listing based on desired selection criteria, 'Hypercard' very quickly takes you to the card matching you criteria. Finally, you gener-



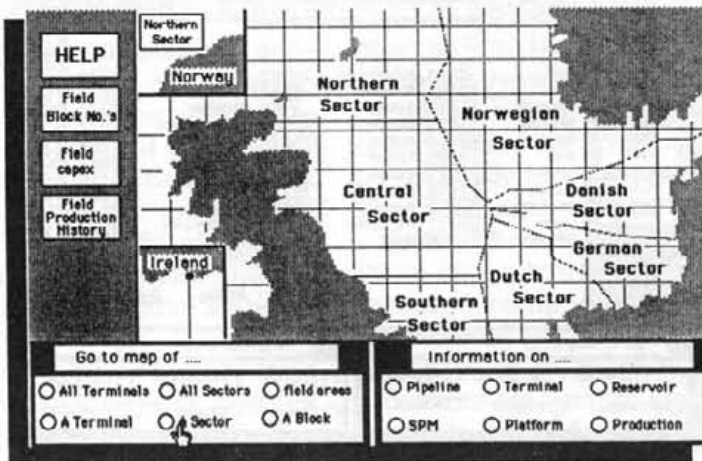
The North Sea 'HyperCard' stack graphic representation of the area.

ally only have limited flexibility to change the appearance of a data base format whereas with 'Hypercard' you have almost total freedom and can call upon all the usual Macpaint tools and more; equally as important is that the setting up of fields and link buttons is simplicity itself.

After I'd had the opportunity to play around with the example stacks (as the collection of pro-

go on to growing into some of the more powerful features. Its like prerequisites for courses in college". This straightforward approach in my opinion will be one of the reasons that 'Hypercard' will be instrumental in changing the way people work with computers.

The end user of a particular application now has, via the medium of 'Hypercard', the ability to generate some very professional infor-



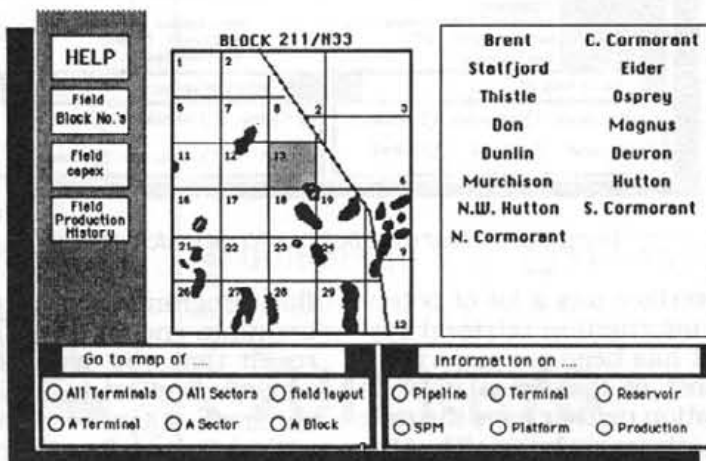
Sector level of the stack with common buttons down the side of the card.

grams cards are known) that came with the program it wasn't long before I started to 'tinker' with some of the programs to see the effects that could be achieved. Before I knew it I had started to examine the 'Hypertalk' language and soon to write my own scripts and all this within a few days of getting the program and without reference to a manual.

This sort of staged progression was planned to be so by Bill Atkinson. As he has said "its important that one's first interaction with 'Hypercard' should be a positive experience. You've got to have success right away or you'll never

mation handling software in their own particular field of expertise. 'Hypertalk', the language specially developed for use with 'Hypercard', is much easier to understand than Basic. For the non-programmer some of the scripts may still seem a little daunting but I sincerely believe that people are going to persevere longer with 'Hypertalk' than say they would another language. The reason being is that some powerful applications can be written using very simple scripting. Once this has been achieved your own enthusiasm will drive you on to bigger and better things!

If you are interested in under-



A mixture of text and graphics show the possibilities of presenting information

The MacEurope Magic Toolbox™

MacEurope brings you the opportunity to have a much bigger floppy than anyone else. A full 10MB of crushproof data and programs. When we first saw this device we were stunned. Faster than Bernoulli, we thought, and easier to spell. Seemed a winner to us. Much more advantageous price/performance ratio (i.e. cheaper) and cartridges you slip into a pocket rather than a suitcase.



Infinite Storage £3 a megabyte.

promac engineers have weaved a spell over technology to achieve a system which is faster than many fixed SCSI disks, yet with the security, convenience and really low expansion cost you can only get from a removable medium.

Accountants, publishers, students.
Spycatchers.

ProDrive 10 is the disk for everyone.

Stocked by MacEurope Dealers. If yours doesn't have stock, or you don't have a dealer, please call us.

Literature and solid advice.
From MacEurope. Of course.

promac distributed exclusively by MacEurope.
Magic Toolbox trademark registered to MacEurope.



The Granary, Trowse Bridge,
Bracondale, Norwich NR1 2EG, England.
Tel: (0603) 630636

standing HyperTalk more in depth then I would recommend that you buy Danny Goodman's excellent book titled "The Complete Hypercard Handbook" published by Bantam Books Inc. It costs thirty pounds here but I don't believe you will regret the expenditure for one minute. It is certainly one of the most enjoyable "technical" books I have read for a long while. Importantly also, it has been written by a non-programmer.

Since getting the program I have been developing two major pieces of stackware as applications are called in 'Hypercard'. The first relates to my own field of engineering whereby access to offshore oil and gas developments can be easily achieved. More on that one in a moment. The second is to provide a local information service to travellers. I live close to Gatwick Airport and I believe there is a need for this type of service.

Before describing my first development some words of advise based upon my own experiences. Map out on paper roughly what it is you want as an end product. It is very easy to develop some pretty snazzy software that you won't in fact call upon too often. For me I'm afraid the desk diaries etc. fall into this category - I simply don't have a machine on my desk switched on all day. I also have to carry my diary around quite often!

Another related point is that if you intend to develop some stackware that you hope to market, you would be well advised to identify firstly if there is a real need for it and secondly ask some of the potential customers what they would like to see in the program. Putting any information into the program can be very time consuming and selling a service is only going to be successful if it gives the right type of information.

My first serious venture into stackware development has been what I call "North Sea Information". As I mentioned I first undertook this on 'Filevision', which was the only available graphics based data base around at the time. However, although the operations of the program was generally as I wanted, it had one annoying limitation. I could not link to information in different files (and I had 50 of them). So I set about trying to create a similar data base using 'Hypercard'

which does have the ability to quickly go to information even on different stacks.

In the first instance I thought that I would try to mimic the basic operation of 'Filevision' as that way I could utilise some of the screen graphics I had already created. Within a few hours I had successfully imitated the mode of operation! A clear demonstration of what 'Hypercard' can achieve.

lowers them to now get information without resort to a manual. If 'help' is needed this can very easily be provided on screen.

Another common complaint heard when operating programs is "this was written by someone who knew computers but had no idea of what information is required". Well with 'Hypercard' professional applications can now be written by an expert in his

UK OIL PRODUCTION (average b/d)			
Agull	8828	N.Cormorant	79295
Auk	11589	Deveron	5307
Belmoral	37138	Duncan	4767
Deatrice	34654	Dunlin	50968
Daryl	92714	Forties	373937
Brae	114000	Fulmer	160637
Brent	374961	Heather	16500
Buchen	21538	Highlander	28712
Cleymore	76540	Hutton	63835
Clyde	44921	NW Hutton	31892
Cormorant	44948	Innes	2161
Magnus	129772	Meuren	70600
Montrose	10374	UK Murchison	51427
Ness	16704	Ninian	137601
Patronella	13158	Piper	161330
Scape	23010	UK Strøferd	119527
Tartan	26823	Thistle	54129
TOTAL		2494177	

Hypercard excels in text presentation

From the screen dumps shown you can see the type of graphics that can act as your interface to information retrieval; a far cry from what would be possible on a traditional data base.

I am still working on this application and hope to market the program in the near future. I believe that this type of graphics

field but who only has to have a limited grounding in computer programming.

This is definitely a program that not only, as one would expect, lives up to the original concept of providing a readily useable interface it actually enhances it considerably. But most, most importantly its really fun to use. Use

Alwyn North Field Discovered 1975			
LICENCES		%	%
Total oil	33.33		
Eir(uk)	66.67		
Geology		Producing horizons: Jurassic sandstone	
API (*): 38	Reservoir depth (m): 3100		
GOR (scf/bbl):	Pour point (°C):		
Perosity (%):	Sulphur content (%):		
Water saturation (%):	Permeability (md):		
Pressure/temp (psi/°C):			
RESERVES		Peak output	
Estimated total recoverable Oil (Mmmbbl): 200	Oil (boepd): 88000		
Gas (Mmcfpd):	Gas (Mmcfpd):		

Using Fields, Text and Buttons to get information

user interface has a lot of potential for information retrieval systems. It has been my experience that most of the users of such information neither have the time nor the interest to learn all but the simplest of computer operations:

Macintosh with 'Hypercard' al-

this program at your peril it is bound to encapture you with the result that you have to make a conscious effort to turn the machine off. As you can tell I'm still enthusiastic after 3 months of almost continual use.

QUICKEYS

Jim Panks falls over the Utility of 1987 and saves time on his daily tasks.

Very rarely I go out and buy software for my ageing Mac and an even rarer occurrence is for me to buy software without really finding out about its capabilities beforehand. QuicKeys took me by surprise I saw it for about ten minutes and then went and ordered it. It's that kind of software - useful.

I suppose a bit of history is in order here, QuicKeys is a utility from CE Software, yes I know you have heard the name - it is the people that have brought a great number of HonourWare programs to us through our software library. CE Software are innovative people who seem to know what the user wants and they keep bringing out useable utilities. These great utilities have now been revamped and are no longer HonourWare. CE Software has now gone fully commercial and

good luck to them.

Donald Brown is the generator of QuicKeys and it joins some of his other wizard incarnations which include DA Mover, MockPackage Plus and many others.

QuicKeys arrives on a single 800k disk which is not copy-protected. A comprehensive well laid out manual accompanies the disk. QuicKeys is in effect a keyboard enhancer and macro generator. It works in most Macintosh Applications and the Finder. It is both Multi Finder and Mac II compatible. Before QuicKeys we had Tempo which allowed you to record a sequence of events and then replay them with a command sequence from the keyboard. QuicKeys is in effect a super Tempo with many high level enhancements. QuicKeys does not operate exactly like Tempo - you set up macros from the Control Panel.

The MacEurope Magic Toolbox™

MacEurope doesn't bother with less than top quality products. When we started the memory market in the UK, we worked with the best. We believe there are some things you just don't economise on. (Would you fit a second-rate pacemaker, for example?) Intermittent crash systems and corrupt data. The best way to guard against these horrors is to fit Crash Proof memory from the market leader, MacMemory.



When they said
"Mac II for £449"
I thought they
were mad.

But it's true! You can make your Mac SE run like a Mac II. And it will cost you just £449. Really clever design and advanced manufacturing techniques combine to make a MacMemory accelerator that's very fast and very economic. There's no compromise on quality and no crashes either. Because Turbo SE uses the same 68000 processor as your Mac, but twice as fast. That's smart. All the memory and all ROM routines run at the full 16MHz. That's smart too.

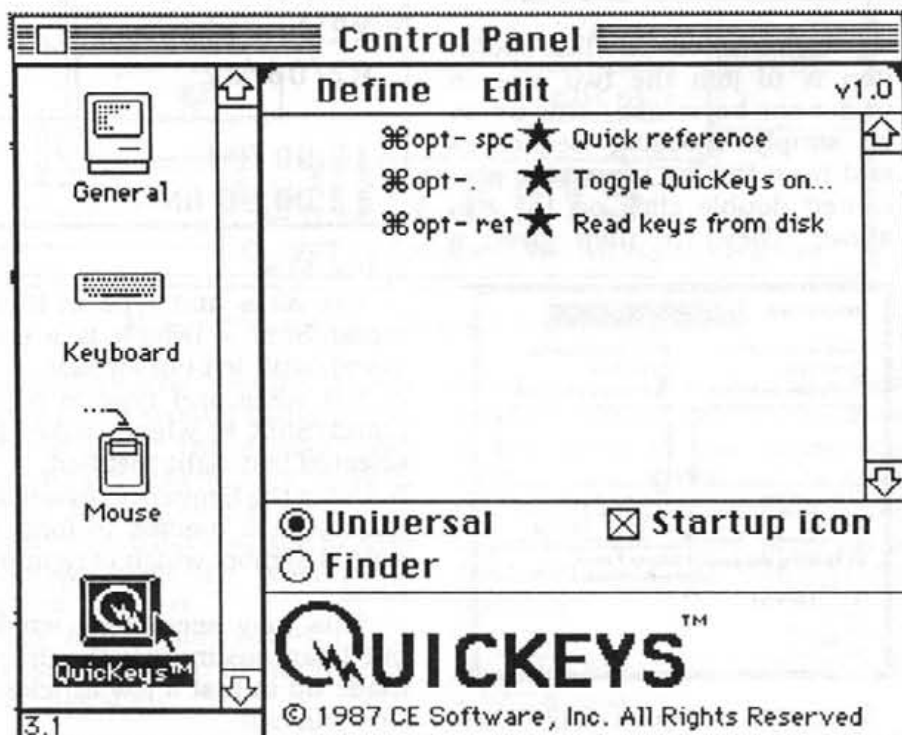
You'll hear hot air about 68020 accelerators, but the fact is Turbo SE keeps up with the fastest, is much better value, and won't crash on you. And isn't that what you really care about?

Stocked by MacEurope Dealers. If yours doesn't have stock, or you don't have a dealer, please call us. Literature and solid advice. From MacEurope. Of course.

MacMemory distributed exclusively by MacEurope. Magic Toolbox trademark registered to MacEurope.

MacEurope

The Granary, Trowse Bridge,
Bracondale, Norwich NR1 2EG, England.
Tel: (0603) 630636



QuicKeys is a cdev file which is placed in the System Folder and automatically works via the Control Panel setting. In other words you place the file in your System Folder and go to the Control Panel to use it. (see below).

Many users will find that QuicKeys helps make the Macintosh faster by cutting out all those repetitive and time consuming keyboard and mouse actions. I actually bought QuicKeys to solve a problem with PageMaker 2.0 that has bugged me for a while - no style sheets. By setting up QuicKeys to do all the repetitive actions I have probably saved an hour or two on this issue alone.

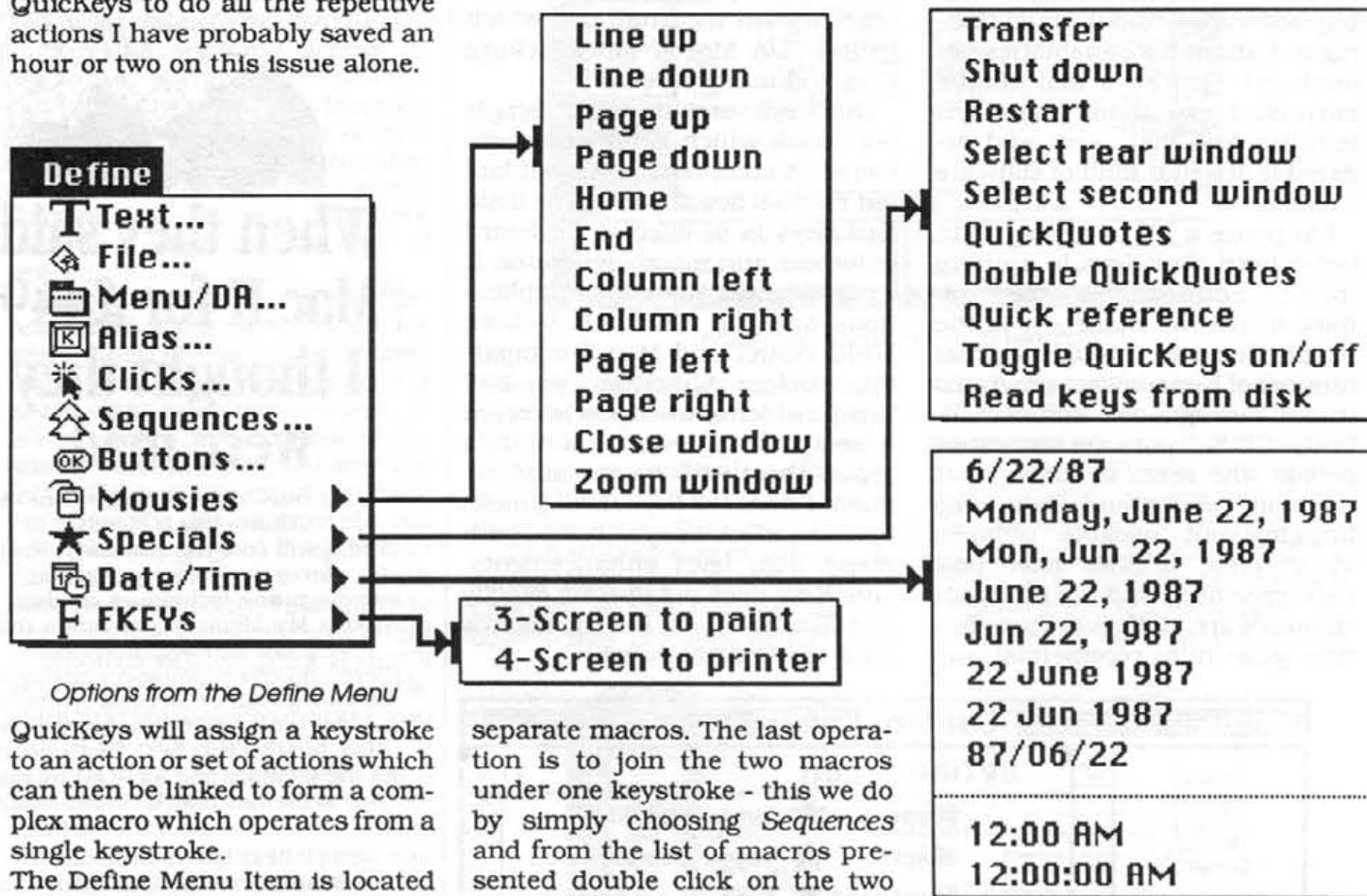
and click that it is a DA) You will need to give this macro a key - say *Option/Shift 6*.

Our next job is to select QuicKeys from within the Control Panel and this we do with the *Clicks* item. Having selected it we click on the *Control Panel* by the QuicKeys icon and are welcomed by a dialogue box asking where the click should be relative too. You can do this to the window, screen or as in our case to our macro the *Control Panel* dialogue box. We then assign another key say *Option/Shift 7*. So we now have two

single keystroke say *Option/Shift 8*. Quit QuicKeys by closing the *Control Panel* and you can now select QuicKeys by pressing *Option/Shift 8* at any time. This is just a simple example and with only designed to show how easy it is to create a QuicKeys Macro.

I created a QuicKey to place an apple sign at the end of each article - simplicity itself.

1. Get into PageMaker - use our QuicKey sequence above to get into QuicKeys.
2. Get Text and type in (shift/



Options from the Define Menu

QuicKeys will assign a keystroke to an action or set of actions which can then be linked to form a complex macro which operates from a single keystroke.

The Define Menu Item is located within QuicKeys in the control panel and this is where you start building your macros from.

We can start by building a macro to actually open up the control panel, choose QuicKeys and leave us there ready to do another macro. From the *Define* menu we choose the *Menu/DA* item and this then asks for the user to select a menu, easy all you do is go to the *Apple* menu and pull down until you get to the *Control Panel*. Let go of the mouse button and you have completed operation one. (Alternatively you can put *Control Panel* into the *Text* option

separate macros. The last operation is to join the two macros under one keystroke - this we do by simply choosing *Sequences* and from the list of macros presented double click on the two above. They are then given a

Description:

Click Relative to: Screen Mouse position

Drag Relative to: Screen Mouse position

Document Document

H- 62 Y- 14 H- 0 Y- 0

Specify window:

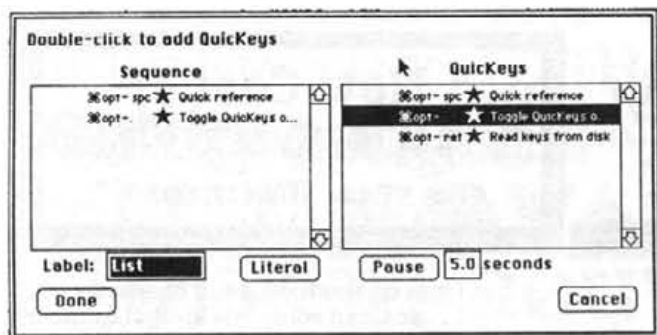
Click(s)

The CLICKS dialogue box gives lots of options.

- option k) *Apple*
3. Get *Alias* and type in (Command/Shift +) which is a command/shift left cursor key.
4. Get *Alias* and type in (Command/Shift R) which makes the selected text right justified.
5. Using the *Sequence* option link the above 3 macros to form an auto *Apple* symbol which is right justified.

This may seem long winded but I can assure you the time is made up in just a few articles in this journal!

The list of operations is as wide



Defining Sequences from this dialogue box is as easy as clicking the mouse!

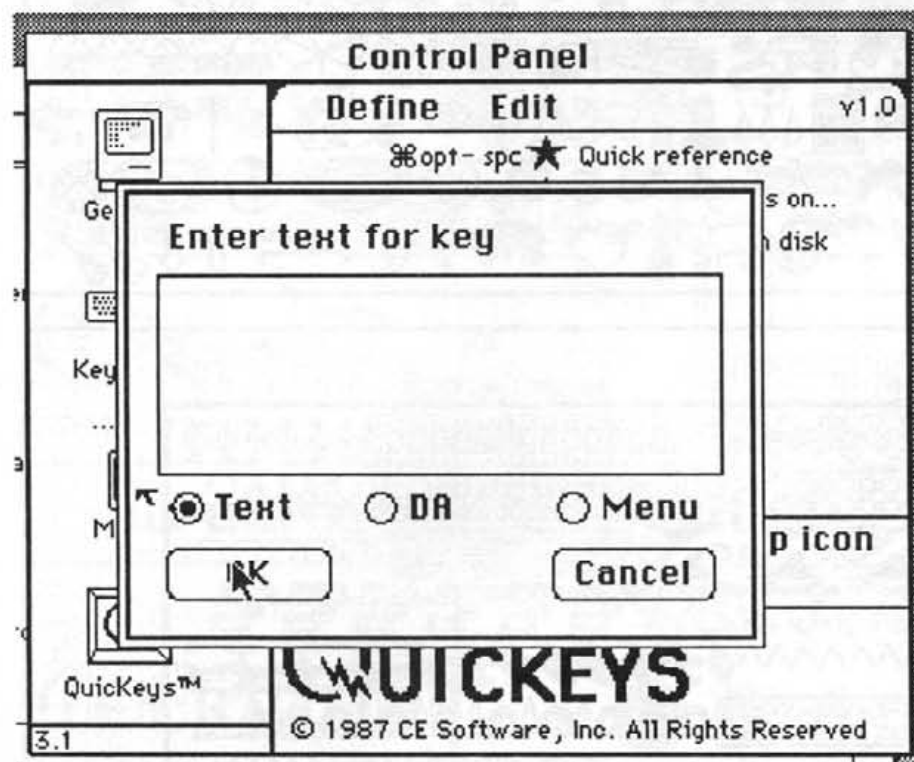
as your imagination and if you have an SE or Mac II with an extended keyboard you can now use all those extra keys to assign long or difficult operations to a single keystroke.

QuickKeys can look slightly bewildering to the newcomer but I can assure you that it will not take long to find a good use for this excellent utility.

As well as QuickKeys you get

Conclusion

I can only give my whole hearted recommendation to this utility - it is very useful, reasonable in price and well written and conceived. I have saved a considerable amount of time already and expect that I will save even more when I have finished finding useful things for QuickKeys to help me with. The only



All the options are easy to use and well documented

Dialog Keys which simply allows you to roam around dialog boxes without using the mouse. This has uses if you do not want a mouse but may be of more use when we get a flat Mac and need to conserve space (i.e. when on a train or in a car).

An Application called Quick Access allows you to edit macros at a later stage.

thing that I do not like and which may get changed in future releases is the need to put keystrokes against macros that will be used solely within a sequence. I would make this the utility program of 1987 without doubt. Well done CE Software.

Available from MacLine for £55.00 + VAT & post.

The MacEurope Magic ToolBox™

MacEurope is a developer of professional publishing systems. Some of our best friends write wonderful productivity tools. We find them so useful (and we think you will, too) that we'd like to share them with you. For starters, look at these beauties. From Dave Johnson of Working Software Inc. in Monterey.



With an oath, I clicked Find File for the 43rd time that morning.

Findswell™

Sick to death of slow, boring searches through your hard disk? Frustrated trailing through a maze of Folders? And having to use Find File again (and again) to remind you of the trail to your document. You need **Findswell** to Locate, then Open. Instantly. Directly. No going to the desktop. No folder fumbling. It's that simple. And foolproof. Remembers all previous searches. Works within any program. Stop wasting time. Bin Find File. Get **Findswell**. And cease that cursing for good. **£34.95**

Spellswell™ spell checker/proofreader. **£49.95.**

Lookup™ checks as you type. **£49.95.**

Medical and Legal Dictionaries. £65.95 each.

If you don't agree our friends at Working Software produce wonderful software at fantastic prices, we'll eat the packaging. And you'll get your money back.

Stocked by MacEurope Dealers. If yours doesn't have stock, or you don't have a dealer, please call us. Literature, updates & support.

From MacEurope. Of course.

Working Software distributed exclusively by MacEurope. Trademarks registered to Working Software. Magic ToolBox to MacEurope.

MacEurope

The Granary, Trowse Bridge,
Bracondale, Norwich NR1 2EG, England.
Tel: (0603) 630636

MindWrite™

Norah Arnold looks at this integrated word processor and outliner.

For some reason or another, I have always had a fondness for MacWrite. Other people tried to persuade me to use Microsoft Word in preference to MacWrite, but I was not at all impressed by the pagination of Word and never became a real enthusiast for it.

When outliners for the Macintosh started to appear, Think Tank certainly attracted me and I used it extensively for writing long, complicated schemes of work for the educational establishment where I teach.

Since that time there have been many new word processors and outliners for the Macintosh, in the form of both full blown applications and desk accessories. Some have been great improvements on their forerunners, some have just added to the confusion.

MindWrite™ is a word processor which also gives the user fully integrated outlining capabilities. This means that, as in other outliners, you may enter your text as lists of ideas or as normal sentences knowing that the information can then be arranged into an outline by manipulating the headings.

Bullets or Numbers

Within MindWrite™ headings may be labelled with either bullets or numbers. A filled diamond indicates that a heading has subtopics, and a hollow diamond shows that no subtopics have been entered for that particular heading.

The diamonds which act as heading markers are not found in any resident LaserWriter font. The MindWrite program disk contains a three-character font called Zdiamonds for the filled diamond, the empty diamond and the bullet. In order to be able to print a document from MindWrite which contains diamonds as heading markers, the downloadable version of this font, called Zdiam, must be copied into your System folder. If you attempt to print such a document on the LaserWriter without the Zdiam font being present in your System folder an error is generated and none of the document will print. If Zdiam is present, then it is automatically downloaded and the file prints nor-

mally. The font number of Zdiam is given in the manual just in case a conflict arises with another font using the same number.

Grab and Drag

One nice feature about MindWrite is that it replaces the usual cursor pointer with a little hand which can be used to grab a heading or line when you hold down the mouse button. Moving headings to the left or right can be done by dragging with the hand cursor or by the more usual keyboard command, command - L or command - R. When you wish to move text, if you grab a heading and move it downwards the whole outline will scroll enabling you to place the heading exactly where you want it.

Bit-mapped Macintosh graphics may be placed into MindWrite by pasting them into your document from the Clipboard. When a picture is pasted into the middle of a paragraph, MindWrite breaks the paragraph into two paragraphs and puts the picture in between them.

Paragraphs may be labelled with numbers or with bullets and this may be done paragraph by paragraph or by multiple selection. Selecting a range of paragraphs to be numbered does give rise to some peculiar numberings on occasions and this is documented in the manual. Although MindWrite is paragraph orientated, long paragraphs are not handled very well and they cause the program to noticeably slow down. The manual advises avoiding writing paragraphs which are more than twenty lines long. While this advice may easily be followed in some types of writing, in others long paragraphs are unavoidable and then editing them becomes very slow.

MindWrite automatically indents items that are positioned at different levels of the outline. When you open MindWrite, default settings control how many pixels the indents are moved to the right. To change the way that text is formatted at any level, a ruler must be inserted at that level.

MindWrite supports a minimum column width of one and a half inches on the ImageWriter and one and five eighths on the LaserWriter. On the

ImageWriter, the maximum column width it supports is fourteen and seven eighths inches, and sixteen and five eighths on the LaserWriter. How these page widths can be properly supported without a horizontal scroll bar is somewhat puzzling and I can only hope that newer versions of the program contain this feature.

One fairly unusual feature is that MindWrite contains a sort command that enables the sorting of words, numbers or topics in both ascending and descending order. More interestingly it has a random sort feature.

The file menu is rather more helpful than in some other word processors, as it enables you both to Launch and Delete from within MindWrite. Revert To Saved also comes in very useful if you change your mind about the editing you have just performed on a document.

The Clipboard

Within MindWrite, the Clipboard is memory-resident, even after you save your document on disk. Every time you Cut or Copy part of your document the items are accumulated in the Clipboard and do not replace each other in the more usual way. This gives the advantage of allowing for very late changes of mind, in that whatever you threw out by cutting from your document can at any time be retrieved from the Clipboard which has hung onto it just waiting for such an occasion. You can open the Clipboard and select what you want from your accumulated cuts and copies.




However, there is a drawback to this system of saving material on the Clipboard. Although it is a marvellous feature for those prone to changing their minds rather more frequently than normal, the performance of the program in other respects seems to be directly proportional to the amount of information which the user has accumulated on the Clipboard.

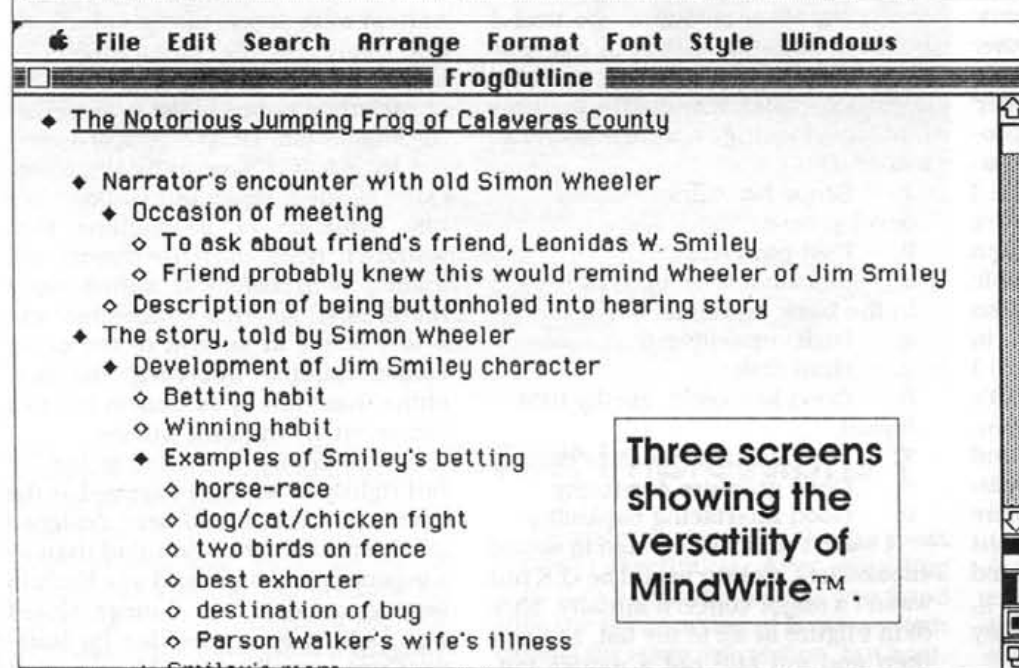
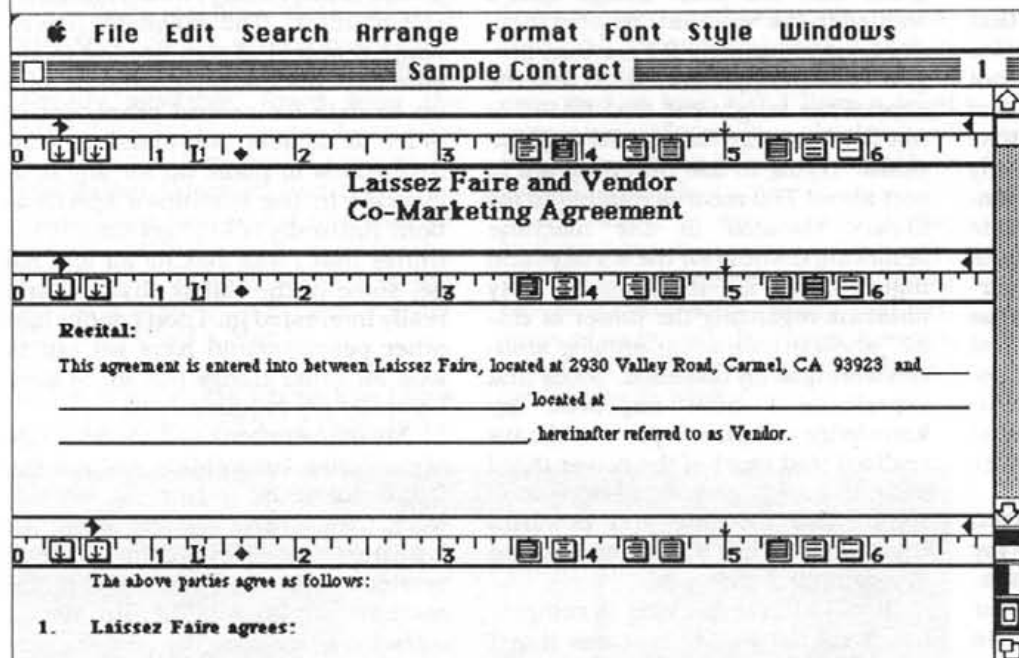
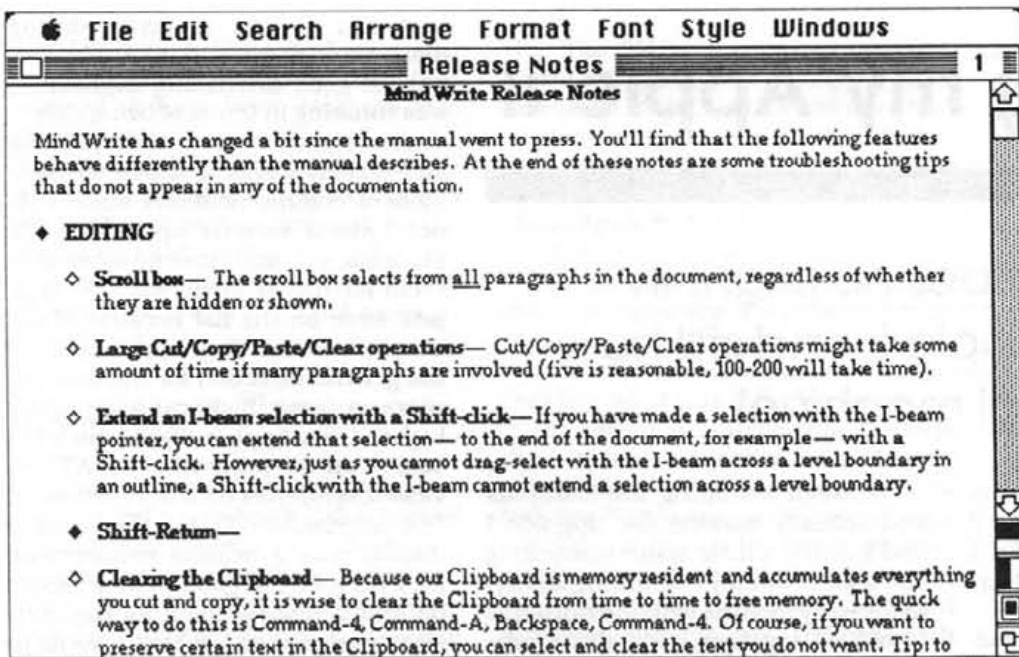
If you have many documents open and have made quite a number of changes since you last saved any of

--->

info

Product : MindWrite™
Publisher : MindWork Software
Available from :
MindWork Software
P. O. Box 222280
Carmel, CA 93922
Tel. 408/625-2720
800/367-4334
Price : (USA) \$125.00

Value : 
Performance : 
Documentation : 



Three screens showing the versatility of MindWrite™.

them, MindWrite may not be able to pack any more unsaved changes into memory. Sometimes a message comes up asking you to save or close documents. Even when you have complied with this by saving and/or closing documents, the message still reappears. Then the only thing to do is to open the Clipboard and clear it.

In addition to this, the amount of material on the Clipboard definitely affects scrolling and screen refresh. It can be quite disconcerting to find that the screen is taking a long while to redraw after scrolling, until you remember that your last series of cuts and copies are stored in the accumulating Clipboard and are affecting performance.

MindWrite will allow the user to open multiple documents and there is a Window Menu whose commands help you to duplicate and activate windows, as well as to control pagination and word wrap. Selecting 'Duplicate Window' will open a view window on the document contained in the active window and the view window will be given the document's name followed by a numeric suffix.

A list of all the windows currently open on the desktop appears under a dotted line in the Window Menu. Any window may be activated by selecting its name from the list shown. When you return to a window, the insertion point or selection that was active when you last used the window, will still be active.

Documentation

One of the best things about MindWrite is the presentation of the documentation. It is set out in the same multi-column format that Apple themselves pioneered for many of their Macintosh related manuals. It is very pleasant to use and the information is thorough, even to the point of admitting present small problems with the program. I approve of this attitude and no doubt the problems will be dealt with in future updates of the program.

On the whole, my verdict on MindWrite is that it shows promise and could become the word processor/outline that I choose to use above all others. It does not quite reach that category yet, so let us hope that future updates cure some of the little irritating problems.

Upgrading my Apple II

Tom Wright describes his plight in upgrading the Apple II and still he can't find his ideal machine!

About eighteen months ago after several years hard work with my Apple II Europlus and various Apple II's, I began to think about upgrading my computing outfit.

I refer to the beginning of the process in that manner because at that time it was not at all certain that Apple equipment would be my choice for any future purchases, I had not been impressed with Apple's series of misadventures with various machines (i.e., the III, Lisa, XL, the early Macintoshes), and wasn't very impressed with their failure to update the Apple II range in a meaningful manner. Several other manufacturers had made considerable progress in machine capabilities since I first became the proud owner of a Europlus, and for several months I actually spent most of my time looking at products from manufacturers other than Apple.

Before going any further I hasten to point out that I still consider my Europlus to be a very powerful machine, it is certainly capable of far more than I can squeeze out of it. In that respect I suppose that I am not too different from many other 'users' as distinct from 'hackers': in other words I am not very knowledgeable about computers I'm really a 'user' who can't sit down and write programs or produce hardware modifications tailored to my requirements, I rely heavily on commercial software to achieve my objectives. If I had been able to access more than the basic AppleWorks package on my Europlus it is possible that my decision to upgrade would have been delayed, I am an AppleWorks fan despite its limitations and, when I need them, there are better word processors and spreadsheets available to supplement it. But improved access to more of the features found in some recent software packages meant that I would at least have to buy a newer Apple II, and they aren't cheap for what they are.

Between acquiring my Europlus and actually making the upgrade I had learned a little about computing and a lot about my computing ability. In my early months with the Europlus I cobbled together a database program that did most things that I wanted in the way that I wanted them done; unfortunately for me that program was in Applesoft BASIC and the experience taught me that BASIC is not the language for serious applications. Trying to use that program to sort about 750 records relating to my library resulted in the machine achieving nothing for the six days and nights that I left it running! My illusions regarding the power of BASIC and my own programming abilities were quickly dispelled. Since that experience I have improved my knowledge in some respects and have realised that most of the power that I will ever have access to will come from commercial software and powerful equipment rather than from my own programming ability.

It would take too long to comprehensively list all the features that I originally set out as being representative of my ideal machine. No useful purpose would be served by doing so in any case as my 'ideal' machine doesn't yet exist. Some of the features that I was looking for were however as follows:

1. Scope for expansion and development
2. Fast powerful CPU
3. Reasonable amount of RAM in the basic machine
4. High capacity 3.5" floppies
5. Hard disk
6. Good keyboard, ideally IBM layout
7. Minimum 12" monitor display
8. Good graphics capability
9. Good interfacing capability

I wasn't much interested in sound capabilities. Colour would be O.K but wasn't a major concern initially. Mice didn't figure at all in my list, I wasn't then and am still not a mouse fan,

keyboard control is faster during most work applications. Although I wanted good interfacing capability I was thinking in terms of being able to communicate with various printing and display devices, not in terms of modem communications since I do not have a serious application for modems, yet, and have no interest in them for hobby purposes. 3.5" floppies were on the list because of the simple fact that they appeared to be the general direction for the next few years at least; high capacity meant higher than Apple's 800k which is I believe on the puny side (the AT provides 1.6 MBytes on a 5.25" already). The minimum 12" for the monitor display was a definite requirement, my eyes aren't as good as they used to be and a display such as the oversized postcard on the Mac I would be no use to me, ideally I would like an A3 size monitor. The expansion/development potential was wanted to ensure that the machine could be kept up to date for several years, not in order to achieve non-standard configurations to make up for any deficiencies in the machine's specification. Naturally I didn't get some of the things that I was looking for and did get some of the things that I wasn't really interested in. I don't doubt that other people would have set out to look for other things but those were basically my requirements.

My deliberations included a range of machines, I was able to evaluate the D.E.C Rainbow during my normal work, the I.B.MAT was also examined (awful display, nice machine), several versions of Atari ST showed that the machine is interesting but useful software is limited. The Amiga, various IBM clones and compatibles, and Apricot were also investigated. Apple did figure in the comparisons of course and I spent some time looking at various versions of the II as well as the Macintosh. Despite lack of updating by Apple I was naturally interested in the II range but couldn't see any evidence of a machine that wouldn't need various boards etc adding to it before it suited likely requirements. This implication was also evident in several of the other considerations, including the machine that I finally settled on but to a lesser extent than the others.

I was briefly interested in the GS but rightly or wrongly I arrived at the conclusion that it had been designed more with hobbyists in mind than as a business machine, and was likely to be 'supported' in that manner, since I was looking for a machine for business use as well as play I believe that

the GS was ruled out. I was also unhappy about the limitations that seemed to have been designed into the GS, regardless of the reason for them being there. An additional reason for not going in that direction was an apparent lack of interest in the Apple II range on the part of Apple U.K., this may be an erroneous conclusion but if it is I am not alone in reaching it.

Decision Time

Well a few months back Apple Inc., announced a new Apple II that looked to be pretty much what I had been looking for, in everything but price. None of the closed box nonsense found in the Macintosh, a powerful c.p.u., colour, large memory capacity in the basic machine, slots, versatile interface, choice of keyboards, reasonable amount of powerful software already available. Apart from the price it looked too good to be true for a while but after several months investigation I decided that it had the competition beaten flat and that despite the price it was the machine that I had been looking for so I bought myself a new Apple II: my new machine is in fact a Mac II.

Before the howls begin from some of the Mac owners whose legs I have pulled a little, well a lot then, in the

(b) The GS looks good but crippled, certainly until something is done about its speed, and the software that is 'just around the corner' really begins to appear. Not to mention credible demonstrations of support for it from Apple.

Obviously those comments may (will ?) produce comments from other club members who are entirely happy with those machines, but they are just two of the conclusions that I reached in deciding what was right for me.

So here I am struggling to write these notes on my new machine with yet another word processor (full of features that I have yet to master), with the magazine deadline looming ever closer and an irate editor watching his post box to see if I have produced anything concrete yet. The ease with which it is possible to move back and forth between applications is impressive and encouraging, the speed at which things happen is also impressive, and at long last I have a word processor with a spelling checker built in to it, even if the basic dictionary is in colonial English.

My ability to earn money at the keyboard has improved dramatically, or will have as soon as I get the 'L' plates off, now don't start booing just yet, some of us do use the things for work as well as play you know although I do prefer play to work.


a disk to get the operating system working and most of the action after that was fairly intelligible. But now, well, there is a System and a Finder both of which do "things". There is a desktop and a Scrapbook as well as a whole range of things which are accessible at any time during work on the machine. A virtually useless notepad facility is also available which crashes out as soon as I try to write anything of any length on it.

Naturally there are a lot of programs that will not run on the new machine, but then there are a lot that will not run on the Europlus, or one of the II's, or the IIc, etc., etc. There are however a number of very powerful packages that will run, some of which have been written for or modified for the Mac II, and they already point to many hours of work in order to be able to make full use of them.

Richard Wilday, the chap who produces those beautiful signs for Apple2000 to use at shows, has patiently explained some of the features of the Mac II to me, including the fact that with only one Mbyte at present I have to switch to a Black and White configuration before I can run the Demo and Intro disks that came with the machine (they are a story in themselves). Derry, at Celtip, twitches visibly whenever I appear but is very patient and helpful, and Ivan the beechcomber will doubtless have his patience tried as well before long. Yes but where are the games? my daughter asks, and I do look forward to 'reviewing' a few myself strictly as a service to club members you understand.

There is a thing called Font/DA mover which doesn't look like the illustrations in the manual, but eventually does what the manual says it will do. After wading through the manual during the first couple of days, I eventually found that all I had to do to copy files between disks or folders was to point at the appropriate icon and then point at where I wanted the file to be, not at all as complicated as I had expected.

Although I have always regarded anything with an Apple on it as an APPLE I have been very much aware that Mac users often haven't liked being referred to as Apple users, and that Apple II/III users sometimes haven't felt comfortable with Mac users; in those terms I now have a foot in both 'camps' if that is the correct expression. I don't doubt that over the coming months I shall spend far more time on the Mac II than on the Europlus, but I have no



past; and before the mutters of traitor commence from my Apple II contacts, let me point out that:

(a) I am still not too impressed with the original Mac, although the SE appears to herald the possible beginning of new freedom for that machine (but I still need a magnifying glass to read its screen).

First impressions ?

Bewildering is probably the most apposite description. After struggling with D.O.S for some years I was faced with the introduction of ProDos which caused me some indigestion, but basically I was fairly conditioned to booting

plans to dispose of the Europlus yet, despite the fact that it let me down recently for the first time in several years of key bashing (it is now revived and working as well as ever).

Plans for the future

To become proficient with this word processor and with at least one graphics package, since they appear to be the basic tools for putting the machine to serious work.

Of course I will also examine some of the recreational packages which are available (that's Tomese for games folks), and I have heard a very impressive but indescribable noise which can be implemented for use whenever a disk is about to be ejected.

Complaints ?

Apart from lack of availability of some items I only have one so far, that concerns the monitor that I received with the machine. There is a horizontal line across the screen about three quarters of the way down that is certainly not the sort of thing that is acceptable with equipment of this price. I have heard from several sources that this fault is virtually standard on these particular Apple monitors, if that is so then I am not too impressed; several people have said that I can't blame Apple for the fault because they buy the monitors from Sony, regardless of who they buy them off the responsibility for the fault is with Apple. On occasions the monitor image has 'dithered' badly making it difficult for me to read the displayed image, but these occasions have been few and haven't lasted very long, I'll let you know if they continue. I have no complaints with the dealer that I bought the equipment from (Celtip), in fact if all Apple dealers were as helpful as them sales would probably cause even more embarrassment to Apples manufacturing and supply abilities.

I am still waiting for the additional RAM, the LQ printer, and the extended keyboard at time of writing so I can't comment on them at all yet.

Unless there are complaints to the editor I will let you know more about my journey into the Mac][world in the next few issues of the magazine.

We welcome articles on members experiences - please make your contribution to the 'Apple Experience'

Background

- continued from page 39

Stack Design Issues

```
set script of button "similar products" of card id
LinkID to ++
"on mouseUp" & RETURN & ++
"-- Linked from " & the id of this card & RETURN &
++
"go to" & ID of this card & RETURN & ++
"end mouseUp" & RETURN
```

```
-----
end if
end if
hide background button "OK"
hide background button "or"
hide background button "cancel"
hide background button "move to card to link"
hide background button "to and press:"
hide field "Link to"
end mouseUp
```

Got it? Fine. For those who missed it here's what happened:

- 1) first a check is made to see if we are trying to link the new card (2) to itself
- 2) if so, then we say "sorry...", hide the buttons, and exit.
- 3) if not, we check if we are linking into an existing circular link.
- 4) if so, we break the chain, modify card (1) to point to card (2), point the backlink of card (3) to card (2), and insert a script into card (2) that points forward to card (3) and backwards to card (1).
- 5) if we are not inserting the new card into a current link, then we are essentially creating a new circular link, and the appropriate scripts are inserted.
- 6) after all is said and done, the buttons are hidden.

All that remains is to resolve links when a card is deleted. The following background script accomplishes that:

```
on deleteCard --in background script
-- Reslove links in "similar Products" button
get the script of button "similar Products"
put word 6 of line 2 of it into BackLink
put word 5 of line 3 of it into ForeLink
if BackLink is not empty then
  if Backlink <> Forelink then
    Get script of button "similar Products" of card id ForeLink
    Put BackLink into word 6 of line 2 of it
    set script of button "similar Products" of card id Forelink to it
    get script of button "similar Products" of card id Backlink
    put Forelink into word 5 of line 3 of it
    set script of button "similar Products" of card id BackLink to it
  else
    set script of button "similar Products" of card id BackLink ++
    to empty
  end if
end if
end DeleteCard
```

This script first checks to see if this card's linking button has a script. If so, it identifies the cards on either side of the "to-be-nuked" card, patches their scripts, and exits to HyperCard, which will then delete the card.

HyperCard will be the most widely used software on Apple machines - why not join the revolution and send your hints, tips and observations for inclusion in your journal?

Timothy P. Yates
Presents
An Apple Production

Celtip Computers: The AppleCentre

Starring

The Macintosh II

And Introducing

The All New LaserWriter II's (SC, NT, NTX)

With Full supporting cast including

Apple //GS, & Macintosh SE

Filmed in glorious Black, Red, Grey, & White.

Directed by : Richard Brown

Produced by : Timothy P. Yates

Designed by : ExpoCompetence

Thanks to:- Tommo, Tony, Bob, Martin, Dick, & Alan for four weeks of hard labour, and to Apple2000 for their support.

**AT A KIDDERMINSTER NEAR YOU
FROM 1st FEBRUARY 1988**

Celtip Computers : AppleCentre

Lower Mill Street, Kidderminster, Worcs, DY10 2JG

Tel (0562) 822222

LOOKUP™

Stephen Kelly gives his verdict on the latest in spelling checkers.

Lookup is a desk accessory spelling guide by Working Software Inc. The program itself takes up about 70K, the small dictionary 187K and the large dictionary 276K. The desk accessory is installed with DA/Font mover and then the dictionary to be used is identified either on the program disc or on a data disc. Without a

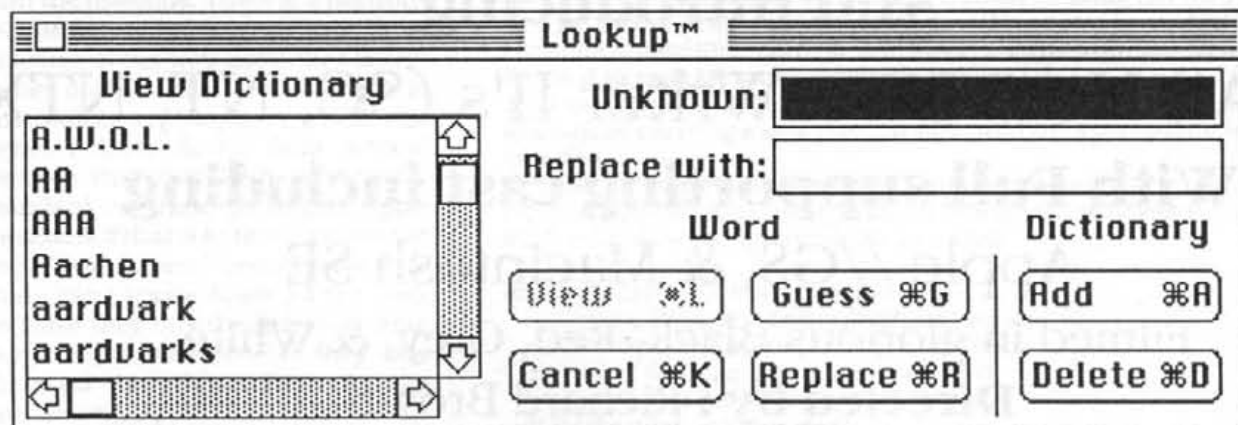
adjacent words. A wild card option will guess a word. '?' is used to show the letter that is not known. For instance c?me produced 15 words in alphabetical order including came, chromosome and cyme. I could not get the cancel option to work and once a search is under way there seemed no way it can be halted. This is occasionally

added or deleted. Overall with MacWrite no major problems.

I then tried Lookup with MacAuthor. My version is 1.2, as I felt that at the moment £29.95 (plus VAT) is too much to spend on an upgrade for MacAuthor. Unfortunately Lookup crashed (or MacAuthor crashed I do not know which). When the program was still working the option of replacing the misspelled word did not function. This problem with MacAuthor seems a pity as a spelling checker would be a great help.

The major problem for me was knowing that the word is misspelled in the first place. There is not automatic checking after typing, or at the end of a section. I am afraid that when I knew I had a difficult word I used my Little Oxford Dictionary rather than Lookup. If anything it was

quicker using the book. I checked the spelling of this review with Write Now which checked the whole document with a rather simpler oper-



hard disc the size of the dictionaries can cause problems. I used the program on an 800k disc with MacWrite and only had 70k left on the disc.

The documentation is excellent and as Lookup is not copy protected is easy to experiment with before installation on an important disc. Lookup works like a dictionary and checks the spelling of a word. Only one word at a time can be checked, the whole document cannot be checked in one go. The word is selected by double clicking or it can be typed directly into Lookup. If the spelling is correct there are two beeps, if the spelling is incorrect then Lookup gives the nearest alphabetic word. There is also a facility to guess phonetically. The dictionary can be scrolled to look at

time consuming.


The dictionary is American based which caused some interesting suggestions for alternate spellings. A major plus is the easy way the dictionaries can have words

ating system. Cyme was not in WriteNow's dictionary but is in the Little Oxford Dictionary if you want to look it up!

Lookup™
Version 1.0b

Programmed by Tracy Valteau and Bill Pryor

©1987 Working Software, Inc.



**WORKING
SOFTWARE
INC.**

321 Alvarado St.
Suite H
Monterey, CA
93940

TABBS

The Apple Bulletin Board System

BABBS

IS CHANGING to TABBS

From the beginning of March, it will be accessed from a new phone number, with a new Sysop and a new location. But it will still bring you the best of Apple II, Apple II, Apple IIGS, Apple Mac, Apple Mac II and Apple Lisa. With messaging, conference, controversy, technical help, contact, latest software, news and many more features and facilities

Access at V21, V22 or V23 24 hours

TABBS Sysop: Ewen Wannop

FAST, RELIABLE SCSI MASS STORAGE SYSTEMS

for
Macintosh Plus, Mac SE and Macintosh II
Apple IIGS and IIe

Selectable Interleave,
AppleShare and A/UX Compatible

- ✓ Rugged reliable design
- ✓ 20,000 power on hours MTBF
- ✓ Whisper-quiet fan cooled system
- ✓ Platinum Colour

INTERNAL:

Macintosh II - 40 MB or 80 MB - 29 ms Average
Access time

Macintosh SE - 40 MB - 29 ms Access time

EXTERNAL: 20 MB to 960 MB Hard Drives

MacStack: 20 MB - 65 msec access time

MacStack: 40 MB or 80MB - 29 msec access

TapeStack: 40 MB SCSI Tape Backup System
with Data Compression.

PowerTower: 320 or 640 MB - up to 16 MB of
Cache - 0.5 ms Avge Access.

All Mac drives include HyperCard,
SCSI utilities and HyperCard Stacks.

Also available for Apple IIGS and IIe
with host adaptor.

Prices start at just £499.00 for 20Mb.
Plus Special Offers on DTP Systems,
Network Systems, Memory Upgrades

BT
Bidmuthin Technologies Ltd.
Brent House
214 Kenton Road
Harrow
Middlesex HA3 8BT

Telephone 01-907 8516

Apple Authorised Resellers
Level 1 Service Centre
for Macintosh, Apple II, Mac II, LaserWriter

Experts in Apple Expansion

Network News

The latest news, tips and gossip from the networks.

From Delphi

From MACMAG
Subject: ** NEWS **
FreeHand ***

We've been playing around with this new baby and must say we like it a lot more than Cricket Draw or even Adobe's Illustrator. Free Hand is fast, works in color on the Mac II, lets you define your own shades (by name) which get inserted in the color menu. It also lets you edit in preview mode, exports in EPSF, reads Illustrator files. (In fact it is so much like Illustrator that when you press command-option-space, you get the same zoom icon as in Illustrator). A definite winner.

Cricket Brush ***

Another attempt by Cricket software to dominate the graphic market. This program tries to be another Image Studio. It lets you create a drawing surface of either 72, 75, 144, or 300 dpi. The drawing surface can be flat (bitmap) or deep (grey scale). The about box looks like Illustrator's about box, except for a great Mona Lisa scan. Unfortunately the program is too slow to be workable. I guess it's back to the old drawing board for Cricket Software.

FullWrite ***

My prediction: FullWrite will not be available until the SF expo.

Steve A

From: BMUG
Subject: **HyperText in HyperCard**
HyperHackers -

I can't hold back any longer! Here it is! The long-awaited "Improved HyperText Technique" I've been promising. I think I've generalized it enough to be useful all over. Rather than upload a stack, I'll just post the script itself for people to type or cut/paste in...

[In script of home stack, or your stack]:

- The BMUG HyperText trick by Raines Cohen, 12/11/87. - please retain this credit in your script if you

use this.
on mouseUp
if word 2 of the target is "field" and
msg is not empty and word 1 of msg is
not "find" and the commandKey is
down then

```
put "find"&&quote&msg&quote  
do "send lookUp to"&&the target  
type return  
end if
```

end mouseUp
This is different from the original XREF trick, in that fields DO NOT have to be locked for it to work, so you can use it on ANY field in ANY stack, unless the mouseUp message is trapped.

I send the lookUp message in order to allow overriding and special-case behavior, like:

```
[in script of bkgnd field "Body Text"]:  
on lookUp  
put " in bkgnd field"&&quote&" Key  
words"&quote after msg  
end lookUp
```

This will make lookups based on the Body Text look in "KeyWords" Another example would be to put "Go to card" into word 1 of msg or something like that to allow cross-referencing.

How it works:

When you command-mouseDown on any field, locked or unlocked, HyperCard "picks up" the text and puts it into the msg box. My script just puts "Find "" around the text, and sends the lookup message to allow a particular field, or card, or background, or stack modify or override the searching behavior. I "type return" to get HC to execute the contents of the msg box. The user is left with any occurrence of the phrase "selected" with the "find" rectangle, and the command still in the message box to allow the user to press return to repeat the search.

Credits: Please use this trick in your stacks, royalty-free! If you would, I'd appreciate it if you'd credit "The BMUG HyperText trick" in your script and about box if your use of it is significant. More importantly, let me

know about any interesting variations or improvements you discover! You can reach me c/o: BMUG, 1442A Walnut #62, Berkeley, CA 94709. AppleLink: UG0001. Delphi, GENie, BIX, MCI Mail, Well: BMUG. CIS: 70007,2271. FIDOnet(EchoMac): 161/444. Voice: [415] 549-BMUG.

This trick was inspired by an offhand remark by Dan Winkler at a HyperCard seminar. I aspire to attain his goal of writing poetry in HyperTalk.

- Raines Cohen / Leader, BMUG HyperCard Scripting SIG

From: BRECHER

Subject: **FOND of HyperCard**

HyperCard draws its tool palette symbols and special mouse pointer symbols by using a private font that is in the HyperCard application. Unfortunately, HyperCard lacks a "FOND" resource for its font. The result is that if there any other font online which has the same font ID number as HyperCard's, then that other font will be used (possibly after scaling to a 12-point size) to draw HyperCard's symbols. The symbols will then look like letters, or just be unrecognizable.

This problem is not related directly to Suitcase, but Suitcase users are more likely to have many fonts online and thus more likely to have a font which conflicts with HyperCard's font.

The solution is to provide a FOND resource for HyperCard. This can be done with ResEdit and Font/DA Mover as follows:

1. Open ResEdit.
2. Open the HyperCard application file.
3. Select (click on) the FONT resource type.
4. Choose the Open General command from the File menu.
5. Select (click on): FONT ID=31756
6. Choose Get Info from the File menu.
7. Type the name: HC Font
8. Close the Info window.
9. Choose New from the File menu; this will cause a new FONT resource to appear in the list, and the new FONT will be pre-selected.
10. Choose Get Info from the File menu.
11. Type the name: HC Font
12. Type a Tab to move the cursor to the ID field.
13. Type the number: 31744
14. Close the Info window.

15. Choose Quit from the File menu; when asked whether to save the changes, click Yes.
16. Open Font/DA Mover.
17. Click the Close button at the lower left.
18. While holding down the Option key, click the Open... button at the lower left.
19. If necessary, navigate through disks/folders to the HyperCard application.
20. Select the HyperCard application and click Open.
21. Click the Open... button at the lower right.
22. Click the New button.
23. Type the name: HC Font File
24. Click the Create button, or type the Return key
25. Click on "HC Font" in the left list.
26. Click the >> Copy >> button.
27. Click on "HC Font" in the right list.
28. Click the << Copy << button.
29. Click the Quit button.
30. The HC Font File in the HyperCard application folder, which was created during the above procedure, can be deleted.

Note: this same problem - a private application font that lacks a FOND resource - is present in some other applications, i.e., SuperPaint and MacPaint (also, I've been told, FullPaint). The same procedure can be applied to these other applications. However, the ID numbers in steps 5 and 13 may well be different. To get the number to be used in step 13, take the number in step 5 (which is displayed by ResEdit), divide it by 128, discard the remainder or fractional part, and then multiply by 128. The names "HC Font" and "HC Font File" used above can be any names you like, as long as the names used in steps 7 and 11 are the same.

From Usenet

From: naftoli@aecom.YU.EDU
(Robert N. Berlinger)
Subject: AppleTalk is now called LocalTalk!

Just thought you'd be interested to know that Apple has decided to rename AppleTalk to LocalTalk. I guess this is because "AppleTalk" is not the only "Talk" anymore (e.g., EtherTalk). This is per the head of TCP/IP work at Apple who attended the TCP/IP Interoperability conference and discussed Apple's plans to provide a standardized TCP/IP driver which any application could use. (A file which will live in the System Folder will load the driver into the System Heap.) He talked about the several things they are working including LocalTalk

over IP, IP over LocalTalk, and Proxy Ethernet over LocalTalk. Nifty stuff.
 - Robert N. Berlinger

From: mdr@reed.UUCP (Mike Rutenberg)
Subject: Re: AppleTalk is now called LocalTalk!

In a recent article, naftoli@aecom.YU.EDU (Robert N. Berlinger) writes:
 > Apple has decided to rename AppleTalk to LocalTalk.

LocalTalk looks like it is also "Improved". The connectors are now positive locking - it should be a lot harder to disconnect half your network without doing it intentionally.

Yea!
 Mike - Reed College - Portland, Oregon - 503/775-7003 (before 9am)

From: cheeser@dasy1.UUCP
(Les Kay)

Subject: Apple Tech Tidbits #7
 TECH TIDBITS
 East Coast Technical Support
 Usenet Edition - Macintosh Back Issues, Volume 7

It Does Work on the Mac II! -
 From Mike Warren, Ray's Computer Center [R936]

=====
 SuperPaint, FullPaint, and MacPaint actually work on a Macintosh II! Use the control panel to set the monitor colors to 2 and the programs work fine. [Editorial Addendum: When the number of greys or colors selected is other than 2, bit mapped graphics programs, such as SuperPaint, FullPaint and MacPaint will not open up properly. All you will see is an approximately 1" x 1" miniature version of the main screen!] Thanks, Mike for this contribution!

DISK DRIVES

=====
 Have SCSI, Will Backup
 Q: Can the Apple Tape Backup 40SC be used with a non-SCSI Apple 20MB drive?

A: There is an excellent article on AppleLink in the Tech Info Library entitled "Tape Backup 40SC: Description" that you can locate by using the search words "Tape Backup". Paraphrasing from that article:

The Apple Tape Backup 40SC is a SCSI block-type device for Macintosh computers with a SCSI port. The Tape Backup 40SC backs up hard disks that use the HFS file system, including all Apple hard disks and most hard disks made by other manufacturers.

Where Did That Invisible File Come From?

Q: We found an invisible file on our Hard Disk. Where did it come from and how do we get rid of it?

A: The file you are referring to was most probably created when you backed up your hard drive. You should not delete this file unless you KNOW for certain that it is not needed, and this varies from one backup program to another. The purpose of the file is primarily to permit an incremental backup to be performed, that is, one where only new data is backed up since the last backup date. To be sure you are not deleting a file that is necessary, please check with the back-up program vendor.

NETWORKING

=====
 AppleShare and Partitioning a Hard Disk

Q: Is it possible with AppleShare to partition a single hard disk into separate volumes? If so, how do we do this?

A: No, AppleShare does not support the partitioning of a Hard Disk into Separate volumes.

AppleShare - What Happened to the Finder?

Q: I noticed there is no Finder in the Server Folder..... why not?

A: AppleShare replaces the functions of the Finder in a Network environment. You should not install the Finder on your Server - unless you are trying to crash your system!

PRINTERS

=====
 LaserWriter Test Print Suppression -
 From Jim Leathan, Computer Emporium, R398

Here's an easy and reversible way to inhibit the Laserwriter test print. Pull the paper cassette out about an inch; turn on the LaserWriter and wait about five minutes, then push the paper cassette back into its proper position. This method has the advantage over others in that no software is required and you can still get a test print if you want it without any modifications.

THIRD PARTY SOLUTIONS

Lisa Products =====
 Lisa Migration Kits and Lisa Office System 7.7 are now available for purchase from Sun Remarketing 800/821-3221. -----

FEATURE ARTICLE

Easy Access - What Is It?
 Easy Access is a new file in your System Folder containing two features, sticky keys and mouse keys. These features assist people with disabilities who have difficulty typing using both hands on the keyboard, or manipulating the mouse. And they're useful to anyone who wants to be able to use the keyboard one-handed, or

make very fine movements of the mouse pointer with better control. Although these features are described separately, you can use them together.

Sticky Keys

This Easy Access feature lets you type combination keystrokes, without actually pressing the keys simultaneously, using these modifier keys:

Control Shift (on either side) Option Command (aka cloverleaf, open-apple)

Modifier keys only work in conjunction with other keys; they do nothing by themselves. Teamed up with other keys, modifier keys let you take shortcuts or exercise your power user know-how.

To turn on the sticky keys feature, press the Shift key five times without moving the mouse. (If the mouse is bumped or moved in any way, it interrupts the Shift-key sequence and you'll have to start over.) Once the feature is turned on, you'll see a small, upside-down hat at the right end of the menu bar. Any time you press a modifier key, the small symbol changes to reflect your new options. Refer to the "Read Me" TeachText document that is on the System Tools 2.0 disk for a picture of these symbols and their meanings.

When you want to turn off the sticky keys feature, press the Shift key five times again. (As an alternative, you can turn the feature off by pressing any two modifier keys at the same time. The Option-Command combination is handy because the keys are close together.)

Mouse Keys

This feature lets you manipulate the pointer using the 10-key numeric pad on your keyboard instead of the mouse. You can click, drag, and perform all the usual mouse activities; and you'll find that it's easier to make fine adjustments of the pointer with this feature.

Turning on mouse keys is easy (and remember, you can use the sticky keys feature to do this). Press and hold the Shift and Command keys, then press and release the Clear key on the Numeric Keypad. Activating mouse keys enables you to use certain numeric keys to move the pointer in the following directions:

```
NW N NE
  \ | /
  7 8 9
W - 4 6 - E
  / | \
  1 2 3
  SW S SE
```

Pressing the 5 key is equivalent to

pressing the mouse button. The 0 key locks the mouse button down without having to hold the 5 key continuously, and the period '.' unlocks the mouse button.

To turn off the mouse keys feature, press the Clear key once.

Some Additional Tips

When you use one of the number keys around the 5 to move the pointer, you'll notice that the longer you press the key, the faster the pointer moves. If it's moving so fast it makes you dizzy, choose Control Panel from the Apple menu and change the mouse speed. (Tablet is the slowest speed.) For very fine pointer movements (one pixel at a time), press and release the number key for the direction you want to go. (In effect, you tap the key.) You'll probably find that what works best is a mix of holding down a key to move the pointer longer distances and tapping a key for fine adjustments. When you need to Shift-click, you'll use a combination of sticky keys and mouse keys. First, make sure the sticky keys feature is ON. (Press Shift five times.) With the ON icon in the menu bar, press Shift twice to LOCK it (so you don't have to hold it down). Finally, go to the 10-key pad and press the 5 key to click and select. To extend the selection, use the other number keys to move the pointer where you want it and click as appropriate.

It may take some time to become skilled at using these new features, but with practice you'll find them helpful. If you don't plan to use these features, you can remove the Easy Access icon from the System Folder on your startup disk, dragging the icon to the Trash. (But please don't do this if the computer is meant for public access.) At a later date if you change your mind, you can copy Easy Access again from the System Tools disk into your System Folder. (The file must be in the System Folder or it will not work.)

But the Magazine Said That...

Q: I cringe each month when the Apple related magazines come out, because I just know that the chances are pretty good that someone or other has probably announced some new Apple product, upgrade, update or what-have-you that WE have never heard of before, and, of course, we're swamped with customer requests for these products. It makes us look really bad when we can only shrug our shoulders and scratch our heads in bewilderment. How should I handle this type of situation?

A: I'm afraid that sometimes magazines jump the gun a bit in announcing products - often quite in advance of any Apple announcement on the subject, and sometimes the information provided may be either inaccurate, based on pre-release information leaks, or pertain to additions, enhancements, or modifications that are not Apple approved, and which may void warranties.

When this type of situation crops up, please explain to your customers that there has been no official Apple announcement yet through the usual channels (AppleGram, AppleLink, Apple Service Binder or Tech Procedures Binder Updates, etc.) and that until such an announcement is received, you have no information on the matter, and that the article may be in error or "ahead of its time."

When you do this, however, please make sure that there really HAS been no official announcement. Check your official mailings and resources, and if you still have doubts, drop us a Link. There's nothing wrong with saying "I'm not aware of one, but if you'll check back with me tomorrow, I'll have a chance to double-check on this for you." It's only when we project the image of "I don't know and I don't care" that we all suffer!

DEPARTMENT OF FUNNY STORIES

A New Career! - From Mark McClure, Computer Source/Connecting Point
A few weeks ago one of our shipping guys, Wayne Page, came around and asked if I thought that he might be a good desktop publishing salesman. Knowing his computer background was NOT really extensive I asked him what in the world gave him the idea that he should be a DTP salesman. Making reference to his new daughter he exclaimed, I'm a Page Maker!

Mouse Problems - From Bob Williams, Williams Computers, Jacksonville, FL [M831]

Shortly after one of our sales representatives, John Kear, started working for us several months back, a customer came in with an Apple IIE for service work. When asked what the problem was, he responded "I have a mouse problem." John noted that there was no mouse or interface card connector present, and asked the customer where the mouse was. The customer opened up the top to the computer and there it was: An actual mouse nest (the real living kind!). Jonathan Morris, service technician, removed the mouse nest and made a few other repairs. We are happy to report that this unit is now working again. This is one case where an Apple works better without a

mouse!

Apple Software Only Lasts Three Days?

A few days after making a sale on a //e to a brand new customer, we received a phone call from him. "My AppleWorks won't work anymore." We replaced the disk, but three days later he called again. And three days after that, once again - always with the same problem. Facing the possibility of twice weekly AppleWorks replacements for this customer, we decided on a "home visit" to determine what the problem could be. His system and drives had already passed all checks - so it had to be something in the environment. We no sooner arrived than we had our answer. Our customer had taken to storing his program and data disks for easy retrieval - by affixing them all to his file cabinet with MAGNETS! - Anonymous Submission

Tech Tidbits, published weekly by East Coast Tech Support, is designed to communicate Service and Support issues to our Service Providers. The Usenet Edition has been edited of all extraneous or Service Provider - specific information, and is provided to the network as a part of our commitment to Community Involvement. We hope that you find them useful. Feel free to forward the Tidbits to everyone. All comments, suggestions, and contributions are greatly appreciated. Please Link all feedback to: AppleLink Address: Goodin2 CompuServe PPN: 70007,3141 The Source: SIG050 usenet: ihnp4!hoptoad!cheeser or Mail to Apple Computer, Inc. 4130 Parkway Plaza Blvd. Charlotte, NC 28224 Attn: Sue Goodin, Tech Support. Copyright, August 21, 1987 Apple Computer, Inc., East Coast Technical Support.

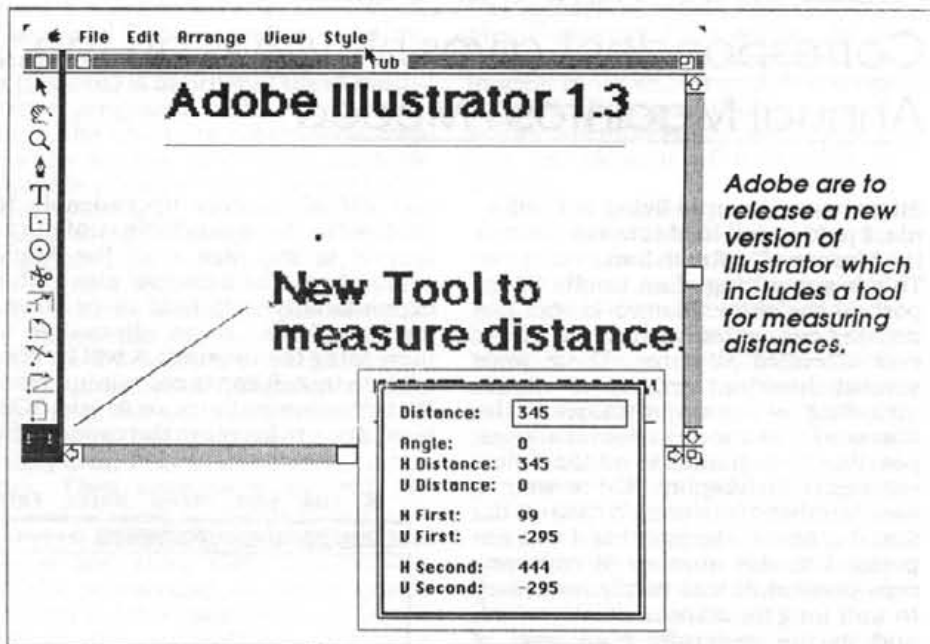
Permission is hereby granted for the use of Tech Tidbits, in part or in whole, in any non-commercial publication, or for use by any non-commercial group or organization with the following credit: Reprinted from "Tech Tidbits" with the permission of Apple Computer, Inc., East Coast Technical Support." Permission to use "Tech Tidbits", in part or in whole, for commercial use must first be obtained in writing.

Delphi is a commercial time-sharing and bulletin board system. The Delphi Digests are made available thanks to Jeffrey Shulman of Rutgers University.

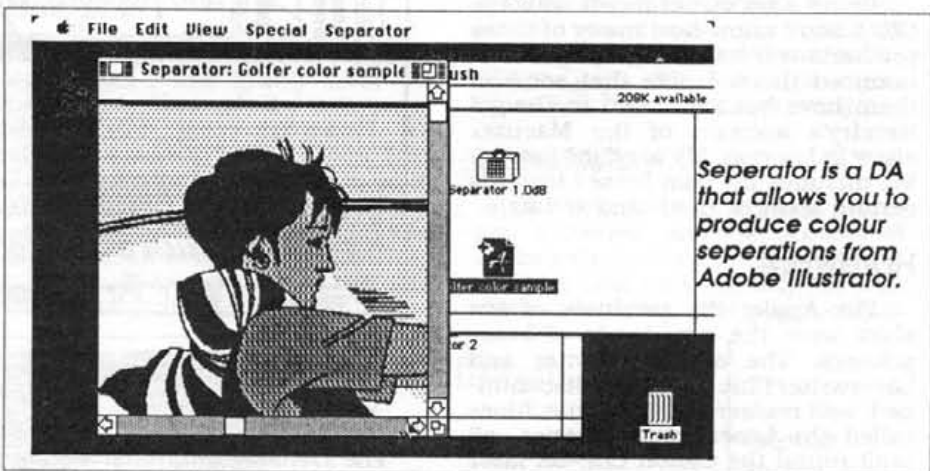
Usenet is a loosely-coupled network of co-operating academic and commercial computer systems. It is a non-profit network whose primary aim is the sharing of technical information and the spreading of research results.

A sneak preview of some Hot Products on the Way

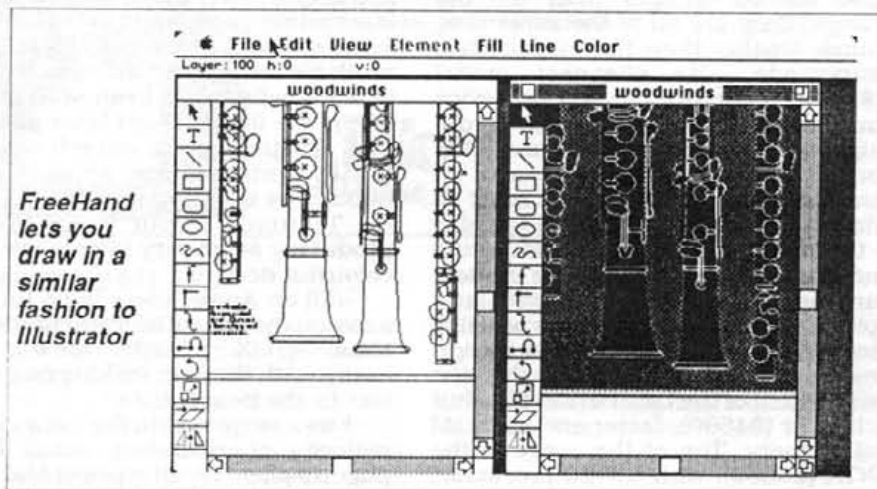
Adobe Illustrator 1.3



Seperator by Adobe



FreeHand by Aldus



MACWORLD 1988

Nigel Strudwick, our California Correspondent gives his views on the Annual Macintosh Mecca

Since I am currently living in California, I paid a visit to Macworld 1988 at the Moscone Centre in San Francisco. This is something of an unofficial report on the show. Macworld was like nothing connected with Apple I have ever attended at home. There were several hundred exhibitors there, including all the major names in the Mac world. In one day it was really impossible to do justice to all the different items on display. There were a vast number of visitors, 20000 on the first day alone. Despite this, I was impressed in the number of company reps present (it was rarely necessary to wait long for someone's attention), and in the generally high level of knowledgeability among these people; at UK shows, one often feels one knows more than they do.

Being a bit out of touch with the UK, I don't know how many of these products will have already been announced there. I note that some of them have been featured in Dougal Hendry's account of the Macuser show in London. My account inevitably includes my own biases towards certain areas of hard- and software.

Hardware

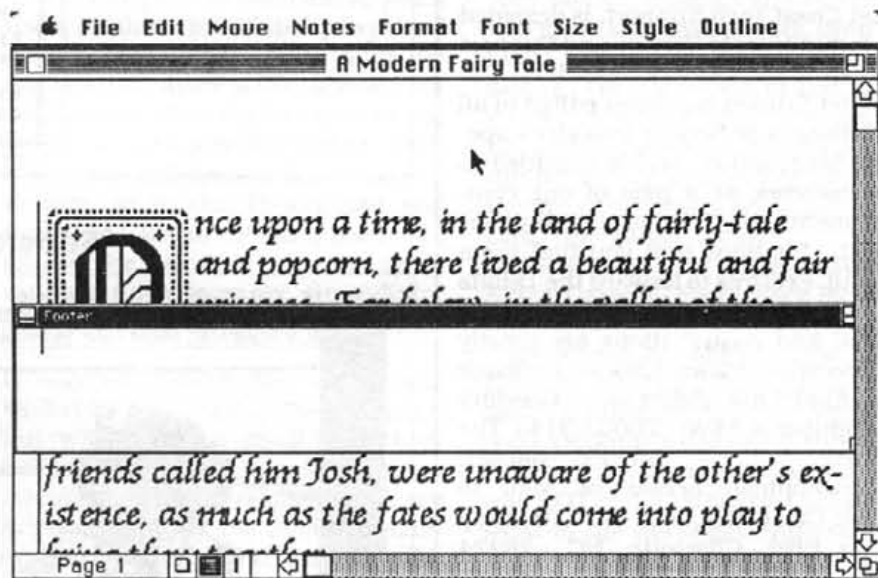
For Apple, the products of the show were the new range of Laser printers. The old Laserwriter and Laserwriter Plus have been discontinued, and replaced by three machines called the Laserwriter II series, all built round the Canon LBP-SX laser xerographic device, and all should give blacker images than the old range. They are all of the same size, much smaller than the models they supercede. The cheapest model (\$2799) is the SC, the second device introduced to use Quickdraw to design the page in the Mac, and then output it to the printer. It cannot be used with Appletalk, since it must be driven from the SCSI part of the Mac - the idea is that it is for individual and not network users. Fonts are limited, and Apple hope that third-party suppliers will produce more. It is possible to upgrade it to the next (Postscript) model. This, the NT, is roughly the equivalent of the Laserwriter Plus but cheaper (\$4599), faster and with 2M of memory. Top of the range is the NTX (\$6599), with 68020 processor,

and 2M of memory upgradeable to 12M. With its expandable configuration, it is the Mac II of the Apple printer line. The principal aim of this expandability is to hold more downloadable fonts; as an alternative to increasing the memory, it will be possible to install cards containing more ROM Postscript fonts, or to add SCSI hard discs to increase the capacity for

just single but more usually double page. This makes it so much easier to use virtually every piece of software. The two best in my humble opinion were those by Radius and Supermac; the latter range also includes high quality colour displays, which seemed to be very popular with exhibitors. The Radius double page display, with an SE, also includes software that permits the "tearing off" of menus and placing them on the otherwise inactive SE screen, so as not to clutter the main display. Many accelerator boards were in use, although it is not possible to evaluate them seriously in an exhibition environment.

Software

One of the important events was the first public appearance of Claris, the now independent software arm of Apple. They were showing new versions of several Apple staples: Macpaint 2.0, Macwrite 5.0, and Macdraw II. All are rewrites; Macpaint has many of the Hypercard paint tool improvements; Macwrite has added a



The only demo screen worth having, from Fullwrite:

loading and downloading.

The General Computer Personal Laser Printer beat Apple to the marketplace for the first Quickdraw laser printer, and is similar to the Laserwriter II SC, but there are more fonts available for it. The Varityper VI600, which I believe has been seen in the UK, is the first 600 dpi laser printer, and produces quite superb output. Finally, printers are appearing to handle the colour of the Mac II; I saw the Tektronix Colour Image Printer producing some very impressive and colourful designs.

Still on Apple, there is no further news on the date of implementation of Unix, A/UX. Clearly, having announced it, they are making no promises in the near future.

I was surprised to find almost the majority of exhibitors using large page displays for all types of Mac, not

spelling checker; but the greatest change has come over Macdraw, which has colour now, and a far more powerful set of tools, including multi-level drawing. Claris' new product was Smartforms, an elaborate form creation program, which also has a manager program which permits the user to maintain a database to fill out the forms after design, something often forgotten by other programs.

WP/DTP

Of all the existing programs in this category, only Microsoft Word was not showing a new version, although inquiries showed that MS are looking to improve it, but with no definite timescale. On entering the hall, I immediately encountered Pagemaker 3.0. It has a number of impressive new features, of which automatic

"flow" of text around objects, which regular or not, is one of the most important. But it will also now automatically "place" all the text into the page layout of a document, showing the layout page by page as it proceeds. Among the other additions are style sheets (like Word) and a rearrangement of the Type Styles command so that fonts are accessible from a menu. Shipping is expected in the first quarter, with UK deliveries following shortly afterwards.

Ready Set Go is being updated to version 4. For control over scanned photographic images, a fancy program called Imagestudio is being marketed. Another update is Writenow 2.0; there do not seem to be many improvements to what I see as a good but restricted WP program, although mail merge has been added, the dictionary enlarged, and the Translator program improved and incorporated within the main program.

Fullwrite Professional was being demonstrated in a virtually bug-free form, with deliveries being made in the first quarter. UK schedules were vague. It really does seem to be an attempt to integrate WP, page layout and graphics programs in one package, but I'll reserve judgement until it hits the shops. It appears to be the first WP program which can find and replace particular fonts, styles etc. More buggy was Word Perfect, e.g. it would do footnotes (one of my major criteria for a WP program) in single but not multiple column text. It did look promising; as a PR job, the publishers are marketing it now as BetaWare (with free upgrades) for \$99, so that they can get some feedback on the bugs and hopefully keep their reputation when it is finally released. At the very top of the market is Interleaf Publisher 1.0; very powerful, combining WP, page layout, graphics and image processing, but costing \$2500 and running only on a Mac II.

Finally, a couple of writing aids. Word Finder by Microlytics, Inc. is a 220000 word thesaurus, while Deneba's Spelling Coach is a much improved new version of what used to be Maclightning, now with in-context correction and automatic guessing. It sells as Spelling Coach Professional when bundled with a thesaurus.

Paint/Draw

There are a lot of developments around in this software area. Some of them are taking advantage of the Mac II, but most run on all Macs. Programs that mix paint and draw modes are becoming more common, and layered drawing is rapidly becoming normal, giving more control over complex multi-part illustrations. With Postscript support, they're moving more into the area of Adobe Illustrator.

First, upgrades. Superpaint now moves into version 2.0, including the use of Bezier curves, layered drawings, and the ability to mix type styles

in the same block of text, which can also now be rotated. Laserbits seems to have increased up to one page in size. Upgraded also is the price, \$99 to \$199. Fullpaint (Ann Arbor Softworks) also sees improvements, although most of the attention on that stand was being paid to Fullwrite.

Laserpaint (Laserware, Inc.) has been around for a few months, but is presently being rewritten and improved. It has a wide range of features, all accessed from individual palettes, whether for writing, drawing etc. Canvas (Deneba) is another of these multifaceted programs, with, among other things, the ability to create your own tools like macros, for example, to draw automatically a polygon in a particular shade with text inside. Another of these new type of programs is Draw it again Sam (Aba Software, Inc.), which has its own libraries in which your designs can be stored without resort to the scrapbook. Among the big boys, Aldus have introduced Freehand as a direct competitor with Illustrator. They claim it to be more powerful. Apart from Blyth, I only came across one British firm, Peartree Software, at the show. They apparently showed the product, Visions, at Macuser, but here they were selling it. It takes Macdraw images and gives them multi-layers and also perspective. A different type of program is Desktop (Zedcor), which makes a paint program accessible as a desk accessory, with also the ability to edit TIFF files.

Databases

All the major marketers were there. I only noticed one totally new announcement, that of the relational Foxbase+/Mac (Fox Software), intended to compete with Ashton-Tate and others in the way that they do in the IBM market. A number of features were not implemented at the show, and so it is difficult to assess this product yet. It should be very fast if the IBM version is anything to go by.



Cricket Brush™

Version

Copyright © 1987 Cricket Software

David H Nelson, Dennis P McFerrer,
Christopher R Gibson

cricket
software

*Cricket
Brush
Screen has
a resem-
blance to
Illustrator's*

Spreadsheets

Only one major new product was on show, Wingz from Smart Software. They unfortunately decided to show it only in group presentations, and I really didn't have the time to queue and see it. Lotus Corporation are working on a Mac version of 1-2-3, but they do

not anticipate it in the immediate future. However, they are having another crack at the integrated market, with Modern Jazz. This was another incomplete product, but it will include a forms designer and graphics module as well as the usual parts.

Other

A software development which has important implications is Display Postscript from Adobe. As its name suggests, it allows screen images to be stored in a Postscript form which is then directly compatible with printer Postscript. It should give an element of portability to images.

One of the most spectacular demonstrations at the show was the updated Videoworks II (Macromind Inc). Various animated and photographic images were displayed brilliantly and at incredible speed on a Mac II, accompanied by high-quality sound. In essence a presentation colour animation program, it allows the generation of spectacular shows for serious as well as more frivolous purposes. It is an excellent program for demonstrating the Mac II. Macromind also have developed a Videoworks interface for Hypercard, so that stacks can be linked to Videoworks animated images.

In essence an outlining program, Brainstorm (Ceres Software), allows you to create the outline firstly in diagrammatic form and then transfer it to document format. In other words, you create visual images before getting it into textual order. Certain gaps still exist in this program, but it seemed interesting.

Conclusion

The best Macintosh show I have ever attended, and the number of visitors shows the level of interest in the Mac over here. Clearly the machine is being taken very seriously in

the business market; one humorous indication of this was given me by a friend, who is having to develop a game on an IBM PC since the corporate market for the Mac is making the PC something more of a home machine than it ever was!

EXECUTIVE OFFICE

Geoff Wood becomes an Executive Officer when he tries the Macintosh version of Notes •n Files.

Executive Office is the Macintosh version of a program called Notes •n Files for the Apple IIGS, reviewed by Vic Jones in the December 1987 issue of Apple 2000 Journal. Executive Office offers extra features and is more expensive at £250 compared to £99 for Notes •n Files. This review outlines the main differences between the programs and describes some of the special features.

In some ways, these programs are ideal for computer novices because they present a visual image of office filing and typing procedures. The programs start up with a picture of a filing cabinet with drawers, one of which can be opened by clicking on the drawer front. Inside each drawer are folders. The folder titles are displayed when the drawer is open. To open a folder, you click on its title. Inside the folders are documents such as correspondence, invoices, ledgers and other forms which can be displayed with just a click.

If Executive Office had appeared at the same time as MacPaint and MacWrite it could have been quite a sensation because it is so cleverly designed to take advantage of the Macintosh graphics. However, it needs at least 512k of RAM so it could not have run on the first Macintosh machines.

Executive Office features a three drawer filing cabinet whereas the cabinet in Notes •n Files has only two drawers. However, both programs allow only one drawer to be open at a time. The three drawer cabinet does not store any more data than the two drawer version but it may be more convenient for classifying your data into groups. (In computing terms, a cabinet is a file of data; the drawers simply divide the file into two or three sections. The size of the cabinet is limited only by the disc space, but with a hard disc, it might be better to have your data in several cabinets rather than one very large cabinet.)

Executive Office displays four icons along the bottom of the screen. Three of these are similar to those on Notes •n Files. They are a trash can, a copier (which is really the printer) and a plain rectangle labelled 'Stock' which is similar to the Notes •n Files icon called 'Stationery'.

The fourth icon is a small filing

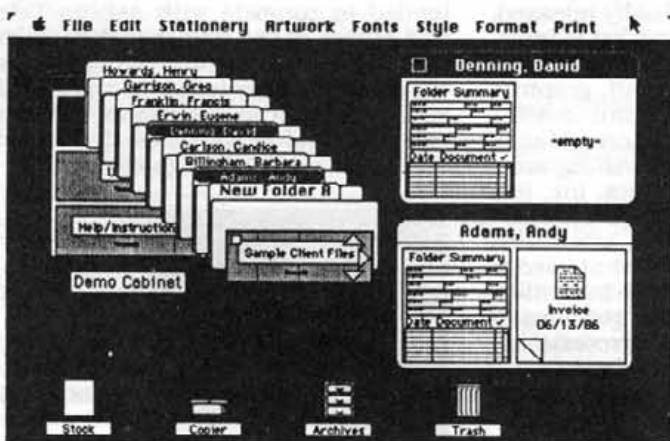
cabinet called 'Archives' which is used for transferring folders and documents to other filing cabinets. In computer terms, it moves data from one file to another. A useful feature of this operation is that you can move all documents created before a defined date. The process moves documents from the source cabinet to identical folders in the same drawer of the destination cabinet. If necessary, it creates duplicate folders in the destination cabinet. Empty folders are ignored.

A big advantage of Executive Office is that it offers four different folders called A, B, C & D, whereas Notes •n Files offers only one type of folder. The difference between the folders is in the design of the folder summaries, each of which has three horizontal panels. When you open a drawer, New Folder A is the normal choice but you can click a triangle on the front of the drawer to choose one of the other designs.

fields entitled Item Name, Stock Number, Section, Product Description, Supplier Name, Phone Number, Address, City/State, Zip Code, Price Quotes, Terms and Contact Name. The middle panel duplicates the last 8 fields of the top panel so that you can enter details of a second supplier.

Folder A is called the Client Folder because it is suitable for customer data or personnel data. Folder B is called the Invoice Folder because it is designed to hold information relating to a customer or supplier. It would also be useful for an estate agent. Folder C is called the Dateline Folder because its 32 code fields are useful for keeping track of dates. Folder D is called the Product Folder because it is designed to hold information about a particular product. It is also useful for inventory data.

If these four designs do not meet your needs, you cannot create a design with a different number of fields, nor can you change the layout of the



The Executive office main screen showing the very clear graphics used throughout the application

On Folders A, B and C, the top panels are identical. They have twelve fields bearing the titles:- Name, Address, City, State, Zip Code, Country, Company Name, Salutation, Business Phone, Ext., Home Phone and Date Created. The bottom panel of all four designs is a document log which lists the titles of all the documents held in the folder.

The middle panels are all different. Folder A has 16 fields labelled Misc 1 to Misc 16. Folder B has 8 fields labelled A to H. Folder C has 32 small fields labelled A to Z and AA to FF.

The top panel of Folder D has 12

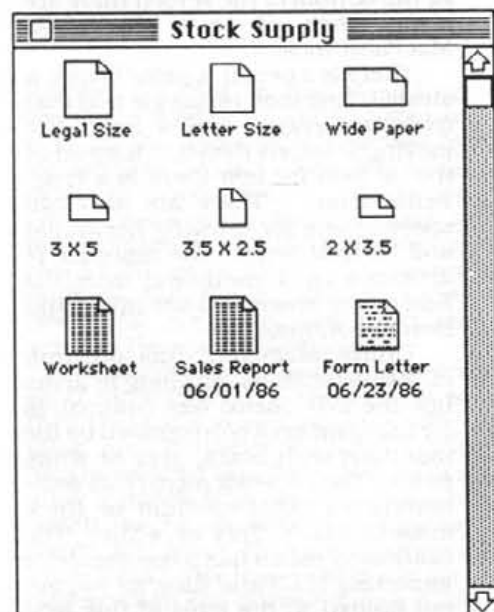
fields. You can change the names of the fields (before entering data) but you cannot change the size of the fields which range from 4 to 46 characters.

The menu bar across the top of the Executive Office screen displays two more words than the Notes •n Files screen. These are Stationery and Artwork (in addition to File, Edit, Fonts, Style, Format and Print).

In Executive Office, the function provided by the Notes •n Files icon called 'Master List' is accessed by using a 'Folder Index' command in the File menu (or Command-F). This

on the completed form. If you want a form with visible boxes you should use the drawing tools to create it, then set the Typing Fields in your drawn boxes.)

You can assign parameters such as font, style, size and justification to a Typing Field. You can set the number of decimal places and leading series. You can have dollar signs in numerical entries but not & signs. You can hide the contents of a field from view by covering it with an unused field.



Your stock of supplies are held in a separate window

You can specify formulae so that the contents of some fields are automatically calculated as you enter data in other fields. For example, you could design an invoice that would multiply the quantities by the unit prices, add up the totals, calculate the VAT and show the grand total.

You can have conditional comparisons, e.g., to add a surcharge on to a small order and you can create 'lookup tables' similar to those used in spreadsheets. Lookup tables can use either strings or numbers so you could create a table where a code, say, P2, calls up the name of the product, say, "LaserWriter".

You can use 'Accumulators' for storing information which is to be updated. For example, one accumulator could enter consecutive numbers on invoices. Another accumulator could carry forward sub-totals from one form to the next. Accumulators could be used for stock control so that, as the stock is used up, the quantity in the accumulator register falls and when it reaches a preset figure, it can trigger a warning to order more supplies.

Forms can be designed to extract data from a Folder Summary, e.g., the name and address. You can 'link' two or more forms so that when you save the first document, a different form is opened. This facility, combined with the use of accumulators, would allow

you to progress, say, through a series of estimate sheets to a final quotation.

After designing a form, you can save it in the Stock Supply ready for use. To use a form, you just click twice to open it. After entering data in the Typing Fields (the Tab key moves the cursor from one field to the next), you can save the document in the currently open folder.

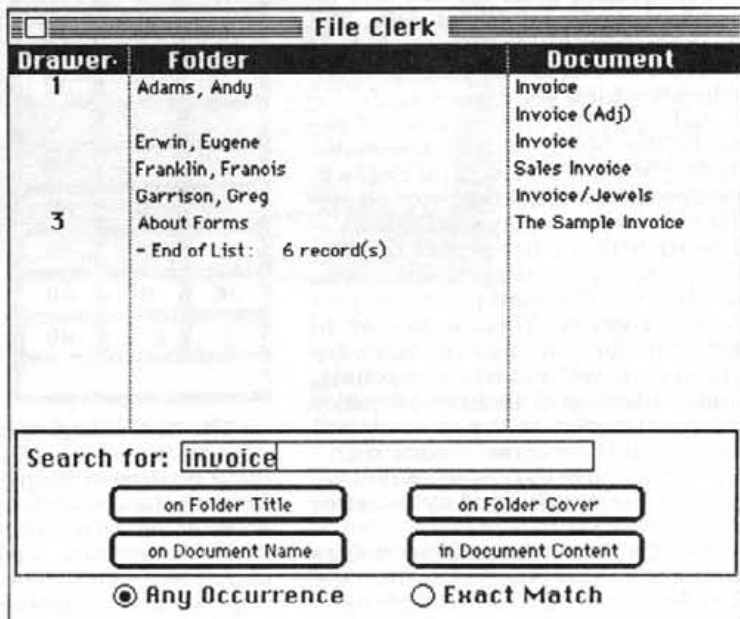
The Worksheet, stored in the Stock Supply, is a rudimentary spreadsheet with 5 columns and 72 rows. (Notes *n Files has no worksheet.) Column A is wider than the other columns and is used for text only. It can display numbers but they cannot be used for calculations. Apart from simple arithmetic, the only function available in a worksheet is summation. For example, SUM(B5:B10) adds the contents of the cells in the range. You can import SYLK files from Multiplan or Excel into a worksheet but they must be fairly small files.

A Worksheet can be used for accumulating data from forms. For example, the accumulators from a series of stock records could be listed on a worksheet to show the quantities and values of current stock and perhaps a grand total.

Printing is done not from the File menu but from a Print menu which offers several commands for selecting the types of documents to be printed. The four choices are Mailing Labels, Form Letters, Folder Listing and Document Printing.

The easiest way to print a document is to drag its icon to the copier icon. This action displays the Copier Control Panel which is a combination of the Chooser and the Page Setup and Print dialog boxes of other Macintosh programs.

File Clerk helps you find and search through your Drawers and Folders



You can choose one of three printers, Quick (ImageWriter), Laser (LaserWriter) and Other (Daisy Wheel).

You can set the type of printing (draft, standard or high), single sheet or continuous feed, the number of copies, the page range, the paper length and the left margin. You can ask it to print page numbers, double columns, data only or the full form.

The program comes on an 800k copy-protected disc. It needs two disc drives or a hard disc because the program disc has only about 100k available. You can copy the master disc and use the copy, but you may be asked to insert the master disc soon after starting. There is no back-up disc but you can get one from the suppliers, DataPak Software Inc of California.

The manual is a ring binder with almost 300 pages (8.5" x 11") which have been prepared on a Macintosh and photocopied from a laser print. The typography and layout of the manual fall short of the standards set by Apple, Microsoft and others (almost every line has some words in upper case and/or bold print) but the text and pictures are easy to follow. I found no grammatical errors and no wrongly labelled diagrams which is more than I can say for the Hypercard manual (pages 32 and 51).

There is no index but the table of contents covers three pages. The first chapter is intended for absolute beginners. The other thirteen chapters each cover one main topic - cabinets, folders, documents, word processing, file management, printing, folder conditions, artwork, typing fields, math (sic) formulas, custom forms, form documents and the worksheet.

Help screens are accessed in a novel way. On the master disc there is a Demo Cabinet with the help documents stored in folders in the bottom drawer. It is quite easy to transfer the contents of this drawer into the cabinet you are currently using, but even a computer novice would not need the

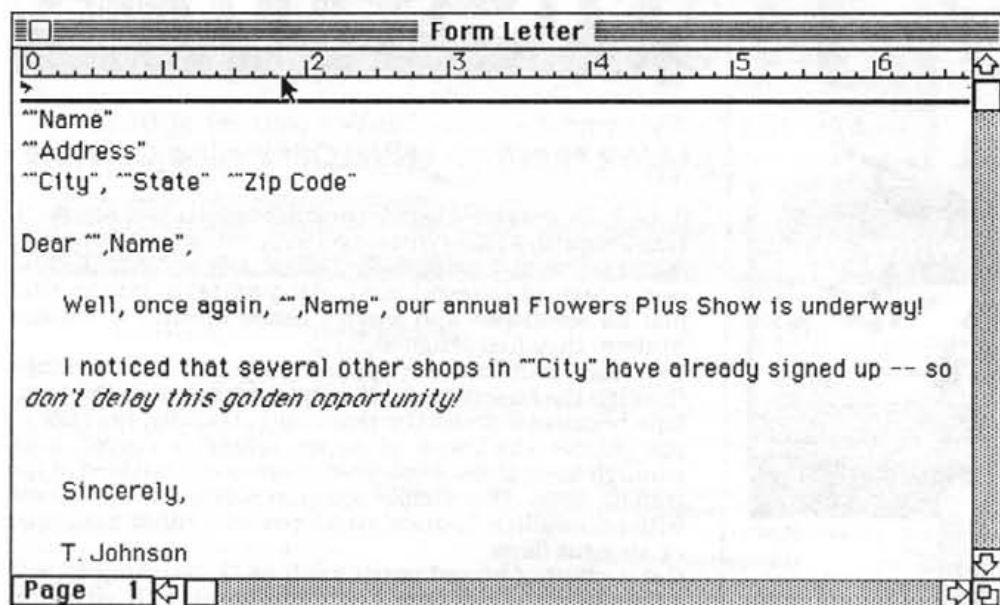
help screens after using the program for a few hours.

Although the program has many

virtues it has some major drawbacks that may make it less popular in Britain than in the U.S.A. First, it does not offer A4 as a standard size of

Apple 2000 offers a demonstration disc (MacLibrary 091) with an emasculated version of the program (it won't save folders or documents). It has a set of 15

Executive Office is that there is no easy way to save a document on two discs as you go along, as you can do with most other Macintosh pro-



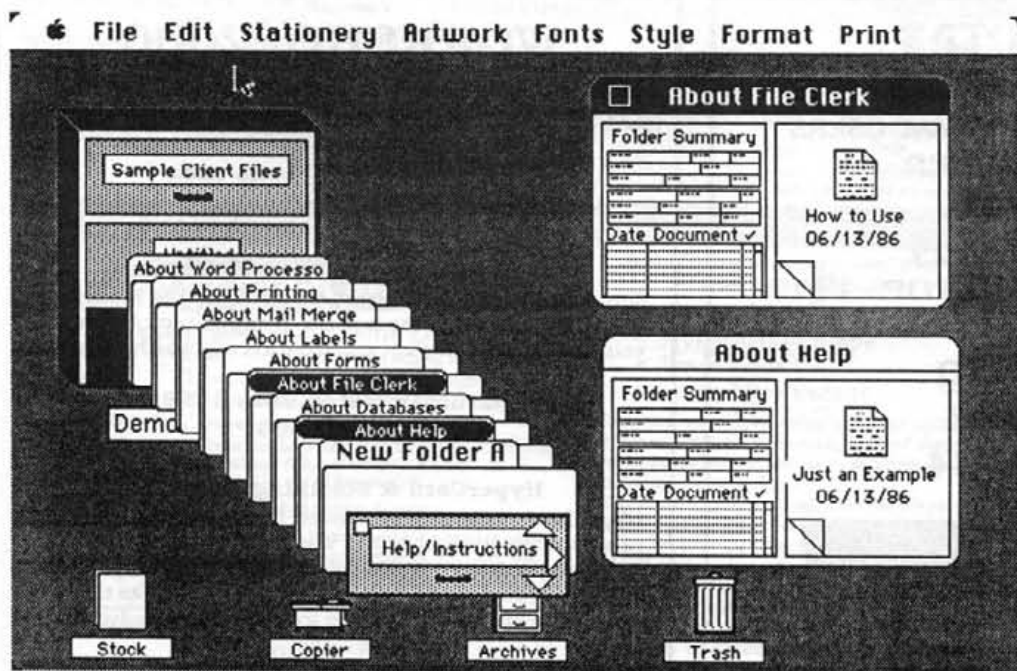
Form Letters are another useful feature of Executive Office which uses the merge feature and allows sorting amongst fields and folders.

paper. The nearest equivalent is American letter size (8.5" x 11") which is all right if you are hand feeding A4 into a printer but not suitable for sheet feeding or fanfold A4. Second, it does not allow you to use £ signs instead of \$ signs in calculations. Third, if you change to a British system folder, the trash can on the Executive Office desktop (as distinct from the Macintosh desktop) does not

screens accessed from the Apple menu which contain some useful information not in the manual.

Executive Office is a more powerful program than Notes •n Files but unless you have both a Macintosh and a IIGS you will not be concerned about choosing between the two. For simple office work, Notes •n Files is quite adequate. Executive Office offers more features but hardly enough to warrant the price

grams. I started computing with an IIT2020 in 1979 when the hardware and many programs were not entirely reliable, so I adopted a habit of saving every file on two discs as I go along. In my experience, the Apple IIe and IIGS and the programs from reputable software houses are very reliable but I keep up the habit. I find that the Macintosh is less trustworthy than the Apple II so I like to save



The novel help facility actually uses Executive Office to display its wares. You can if you wish place this in your current cabinet for easy access.

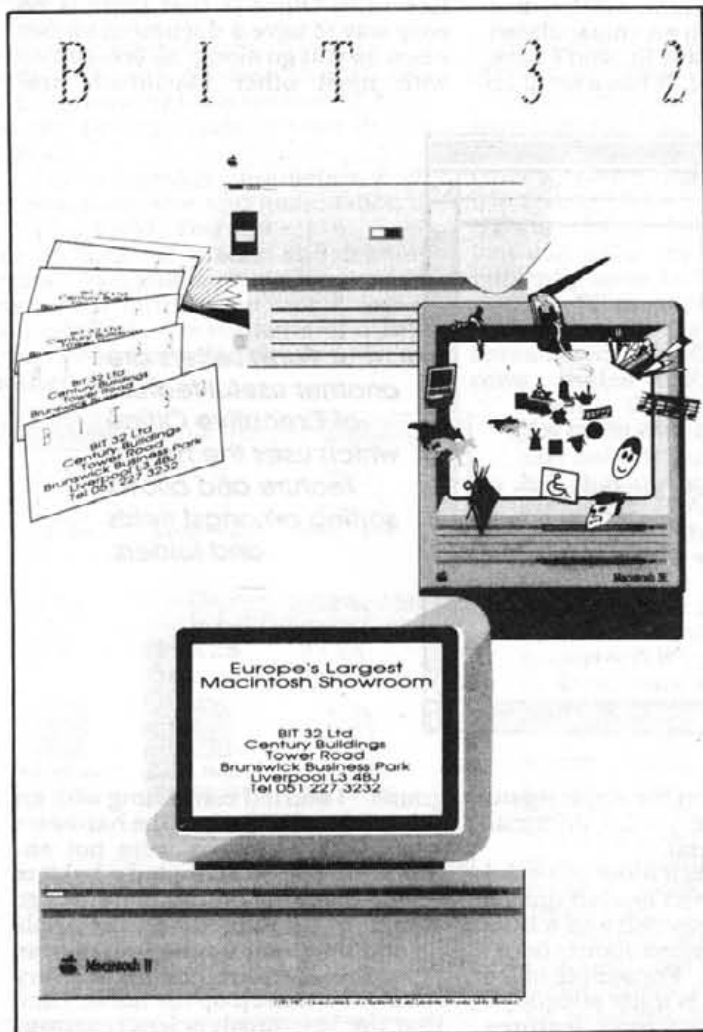
change to a wastebasket. Fourth, the disc is write protected and you have to send to California for a backup copy.

You could learn to live with the trash icon and you could get a backup copy. But the lack of A4 and £ signs may make the program unsuitable for you. If you want to try before you buy,

difference. At about the same price, Executive Office is competing with programs such as Omnis 2, Microsoft Works and Lotus Jazz. Although it is not as powerful as these programs, Executive Office is easier to understand, especially for the computer novice.

In my view, the great weakness of

every file on two discs rather than wait until the end of a session to make backup copies. For this reason, I would not use Executive Office for really important data but if you have more faith in your system, you might be prepared to overlook this disadvantage.



MacTIP's

LASER PRINTING ENVELOPES - Joe Gillespie

If you have ever tried to print an address on an ordinary DL envelope with a LaserWriter you will probably not have had much success. Having forked out nearly five grand, I was very reluctant to resort to my daisy wheel or Imagewriter just for envelopes and when I asked around at various dealers, they just laughed.

Two main problems are apparent if you run an envelope through the LaserWriter. Firstly, the heat seals the envelope because it melts the gum, and secondly, because of the double thickness of paper taking a curved path through the rollers, it inevitably comes out buckled at the trailing edge. One simple solution solves both problems with normal 'lick-to-stick' envelopes with either triangular or straight flaps.

Get a sheet of waxed paper such as the backing for self adhesive labels and trim it to fit just inside a DL envelope. Tuck the flat inside too, so that the gum contacts the waxed paper. Set up your word processor to print the address in the correct position using the 'sideways' print orientation (and save a blank document for later use). Feed the envelope through manually along the right hand side of the slot when the yellow ready light comes on. It should be face upward with the top hard against the guide rail.

Finally, take the waxed paper out whilst the envelope is still hot from the printer. The result - a perfectly laser printed envelope ready for your letter!

MACTEL

THE EUROPEAN BBS FOR MAC USERS
NOW MULTI-USER

V21/22/22bis/23
8 BIT - NO PARITY - 1 STOP - FULL

MACTEL HQ
GREENBOX

NEW
MACTEL LONDON

PHOENIX (IPSWICH)

VOICE LINE

WORKSHOP2000

MACINTOSH WORKSHOPS IN MARCH/APRIL

Saturday March 12th 1988
1000-1600

DeskTop Publishing & HyperCard

Join in on two of the biggest things to hit the Macintosh Scene. Find out from the experts - bring your problems and your machine if you want and have a really worthwhile day.

Saturday March 26th 1988
1000 - 1600

HyperCard & Scanning/Graphics

HyperCard - how to get the most from this revolution and how to make it do what you want it to.

Scanning & Graphics can be a minefield - we aim to show you what you need and how to achieve the results that you see others doing. Come along for a day full of advice.

Saturday April 9th 1988
1000 - 1600

General Macintosh Workshop

Bring your machine and problems and let us sort them out. Meet others who use the Macintosh in their business and find out what you are missing.

See main advert for venue details.

MacSoft

Bridge House • Wellington • Somerset • TA21 0AA
Phone 082347-3625 • FAX 082347-3477

Phone lines open from 10.00am to 6.00pm, Monday to Friday. Orders are post-free in UK (1st class recorded post) Pay by Cheque, Access, American Express or Visa. V.A.T. is not included; please add when placing order. Product pricing and availability subject to change without notice. Foreign orders welcome. E&OE.

Quality Mac products at
unbeatable Prices
And if we don't post it to you in 7 days (14 for hardware), we'll take 5% off the price!



Where you get the cheapest prices for Mac software & hardware in Britain

SOFTWARE		SOFTWARE		SOFTWARE		SOFTWARE		SOFTWARE		
List Price	MacSoft Price	List Price	MacSoft Price	List Price	MacSoft Price	List Price	MacSoft Price	List Price	MacSoft Price	
Adobe Illustrator	£450.00	£375.00	Living Videotext	£295.00	£150.00	Super 3D*	£295.00	£195.00	Schoolbook, Optima, ITC Souvenir,	
ALLSYS FONtastic Plus	£74.95	£45.00	MacroMind			S-3D Enhanced*	£495.00	£365.00	ITC Lubalin Graph, ITC Garamond,	
Fontographer	£375.00	£249.00	Maze Wars Plus	£49.95	£34.50	Superpaint	£125.00	£79.50	ITC Bengaliat/ITC Friz Quadrata,	
Affinity Tempo	£90.00	£59.00	VideoWorks II	£195.00	£145.00	World Builder	£79.95	£40.00	Glypha, Helvetica Light/Black, Trump	
Ann Arbor Softworks			MicroSoft			Software Concepts			Mediaevae, Mellor, ITC Galliard, ITC	
FullPaint	£99.00	£65.00	Basic (Compiler)	£150.00	£120.00	Comp. Atlas	£49.95	£35.00	Baskerville, ITC Korinna, Goudy	
FullWrite*	£295.00	£225.00	Basic (Interpreter)	£75.00	£60.00	Software Supply			Oldstyle, ITCCheltenham, Bodoni,	
GridWars	£39.95	£24.50	Chart	£95.00	£70.00	Power Station	£59.95	£44.00	Letter Gothic, Prestige Elite, News	
Center Point Software			Excel	£395.00	£220.00	Suitcase	£59.95	£44.00	Gothic, Tiffany, Cooper Black, Stencil/	
Copy II Mac (latest)	£39.95	£22.00	File	£150.00	£115.00	Solutions International			Hobo/Brushscript, and Aachen/	
Casady			Flight Simulator	£39.00	£29.00	SmartScrapClipper	£59.95	£39.00	Revue/UR/FS each are	
Fluent Fonts	£49.95	£32.00	Word V3	£295.00	£215.00	SuperGlue	£89.95	£59.00	ITC Zapf Chancery/Dingbats, ITC	
Laser Fonts (ea.)	£69.95	£39.00	Works	£295.00	£165.00	Symmetry			American Typewriter/Machine,	
Cricket Software			MindScape			ACTA	£54.95	£39.00	Century Old Style Roman, and Orator	
Cricket Draw	£295.00	£195.00	Balance of Power	£26.95	£19.50	PictureBase	£74.95	£39.00	each are	
Cricket Graph	£175.00	£117.50	Champ. Boxing	£26.95	£19.50	Target Software			Single-Printer £135 £110	
Data Tailor			ComicWorks	£69.95	£49.50	Scoop*	£495.00	£325.00	Multi-Printer £275 £235	
Trapeze V2	£295.00	£160.00	Deja Vu	£26.95	£19.50	T/Maker			Sonata, Carta, and Park Avenue each	
Electronic Arts			GATO	£26.95	£19.50	Click Art	£49.95	£30.00	Single-Printer £85 £70	
Dix Music Cnst Kit	£99.95	£65.00	GraphicWorks	£99.95	£54.50	Click Art (PS)	£129.95	£85.00	Multi-Printer £175 £140	
Thunder	£49.95	£35.00	Orbiter	£26.95	£19.50	WriteNow	£165.00	£117.50	HARDWARE	
SmoothTalker	£49.95	£35.00	ShadowGate	£26.95	£19.50	Think Technology			Rodime	
ChessMaster 2000	£44.95	£28.00	Uninvited	£26.95	£19.50	Capps Prime	£74.95	£50.00	Rodime SCSI hard disks are the industry	
Patton v Rommel	£44.95	£28.00	Mindwork Software			HIPS Navigator	£69.95	£39.50	standard: built in the UK, these drives are	
Icon Technology			MindWrite2	£295.00	£140.00	inBox Starter Kit	£350.00	£235.00	used by Apple themselves. You are buying	
MacAuthor v1.4	£199.00	£99.00	Micro Analyst			L/Speed Office	£425.00	£199.00	the very best, with a full 12-month	
IDD			Mac Zap	£60.00	£45.00	LightspeedC	£150.00	£115.00	guarantee.	
MacDraft	£245.00	£165.00	Orange Micro			LightspeedPascal	£110.00	£85.00	THIS MONTH'S STAR BARGAIN!	
			Ragtime 2	£495.00	£345.00	Adobe Typefaces			◆ S20+ £585.00 £425.00	
			Silicon Beach Software			Helvetica Condensed			THIS MONTH'S STAR BARGAIN!	
			Accessory Pak	£129.95	£10.00	Single-Printer	£340	£275	◆ S45+ £945.00 £795.00	
			Airborne!	£24.95	£17.50	Multi-Printer	£700	£600	20 and 45 Mb external drives for Plus,	
			Apache Strike*	£49.95	£39.50	ITC Franklin Gothic			SE, & II	
			Beyond DrkCastle*	£49.95	£39.50	Single-Printer	£255	£205	S20i £585.00 £475.00	
			Dark Castle	£44.95	£28.50	Multi-Printer	£515	£415	S45i £1,250.00 £1,195.00	
			Ench. Sceptres	£34.95	£19.50	Palatino, ITC Bookman, New Century			20 and 45 Mb internal drives for Plus	
			Silicon Press	£74.95	£47.50				only	
									450RX £865.00 £710.00	
									45 Mb internal drive for SE and II	

We're not going to be undersold ... provide proof of a genuine better offer than ours for any product above from anyone in this country in 14 days from purchase & we'll refund the difference

instant art

Ready-To-Use Graphic Disks

- Gallery: Useful pictures, borders, maps, trademarks etc.
 - Symbols: Tourism, Animals, Farming, Programming etc.
 - Hands: Tradesmen, Food, Leisure etc.
 - Food & Drink: Illustrations of Food and Drink.
 - Display Fonts: Decorative lettering (inc. Music & BorderFonts)
- One Instant Art disk costs £29; two cost £56; three cost £81; four cost £104; & all five cost £125

instant business forms

Over 40 ready-to-use business forms designed for UK users. Includes spaces for company logo, address, VAT no., etc. Specify MacPaint, PICT, or PageMaker format. Costs £49. Instant sampler disk for only £6.00

LaserWriter-compatible fonts that download automatically.

GreyFonts

Now you can print in 9 grey shades on your LaserWriter! Each package contains nine different grey shades for the Laser font you want. GreyFonts available include: Times, Helvetica, Avant Garde, Bookman, N Helvetica Narrow, Palatino, Symbol & Zapf Dingbats. All the usual style options available, such as Bold, Italic, Underline, Outline, & Shadow.

1 GreyFont costs £49; 2 cost £94; 3 cost £134; 4 cost £169; 5 cost £199; 6 cost £224; 7 cost £244; & all 8 cost £259

GhostFonts

GhostFonts allow you to print LaserWriter fonts as background, or shaded text without outlines. GhostFonts come in Light, Medium & Dark shades. Background printing works in programs allowing mixing of text & graphics, eg. PageMaker, MacDraw, SuperPaint.

GhostFonts for the LaserWriter includes Helvetica, Times & Symbol & costs £45, GhostFonts for the LaserWriter Plus also includes Avant Garde, Palatino, Bookman, Dingbats, & Helvetica Narrow, & costs £89.

Introducing four important new Atlases from MacSoft:

- HyperAtlas UK
- HyperAtlas Europe
- Laser Atlas UK
- Laser Atlas Europe

Detailed atlases showing political units, cities and towns including detailed maps of London, roads, railways, airports, and physical features.

The Hyper Atlases (Stackware for HyperCard) feature an interactive glossary for quickly finding the feature you seek. £75.00 each.

The Laser Atlases are available in PICT and EPS formats for use with your favourite DTP or draw/paint programs, and are designed to produce exceptional output from LaserWriter or other high-resolution printers. £95.00 each.

And still available in that old favourite UK Atlas, featuring roads, rivers, railways, airports, counties, cities etc (including London Underground map) in MacPaint format. £29.00.

If you're a registered owner of UK Atlas, you can upgrade to Hyper Atlas UK for £60.00 or Laser Atlas UK for £75.00.

Introducing HyperArt Collection 1 Instant Art - the only BRITISH clip art - is now available in convenient stackware format for easy location, display and printing. £75.00

Ask for our free catalogue

Which would you rather pay to H.M. Inspector of Taxes ... what you should pay, or what he says you should pay? Many people pay more to the taxman than they need because they miss legitimate ways to reduce their taxes.

UK TaxCalc

changes the odds in your favour.

Now with UK TaxCalc you can accurately calculate your own tax bill and learn how to claim all the allowances you're entitled to.

For example, if you're married and both work, do you really know whether it's best to be taxed separately or together? The Marriage Template tells you.

The Tax and Business Template helps calculate allowable business expenses. If you're self-employed, it'll also help when you make your annual visit to the accountant.

If you have to pay Capital Gains on that Rembrandt you sold last week, now you can find out how much you really have to pay the taxman.

All the templates have worked examples, and when used with the Which? Book of Tax 1987/88 (included with UK TaxCalc) you shouldn't be paying any more tax than you legally have to.

UK TaxCalc 87/88 is available for Macintosh and MS-DOS computers as templates for Excel(Mac) and Lotus 123(MS-DOS), price £59.95. Registered owners have the opportunity to upgrade each year at half price.

UK TaxCalc

Software it costs NOT to buy!

Disclaimer: we make no warranty as to accuracy of stock for any particular purpose.

Games

A strategy game and some great games for small children.

Loc™ from Great Wave

Loc™ is a strategy game where each player jumps his opponents pieces, one having the black pieces and one having the white. If a piece is jumped over by the opposing player, it then becomes the colour of the player which jumped over it.



The Loc™ on-screen board is hexagonal in shape and at the beginning of the game there are twenty-one black pieces and twenty-one white on the board. In order to get a good idea of how the game is played, the beginner may run the Loc demo from the Game menu and then watch the computer play against itself with animated pieces.

For the new player starting to learn Loc, the manual advises playing with the default black and white circular pieces until familiarity with the rules is gained. Black always starts and a turn consists of one player jumping over the opponents pieces by first clicking on one of his own pieces and then jumping over the opposing player's pieces in the manner of draughts.

When playing Loc each player must make at least one jump in order to complete a turn. The game comes to an end when a player is unable to make any jumps when it is his or her turn to do so. When this happens, the word << Locked >> appears on the

scoreboard of the player who has failed to move and then the game is over. The winner is the player having a positive advantage at the time the game ended. Normally, this is the player having the most pieces on the board, but a handicap may be taken into account to adjust the requirements for winning.

In Loc, the scoreboards for each player keep a record of the number of pieces the player has and the number of moves that player has completed. The scoreboards also show a handicap for each player and the relative advantage each player has at that time. Usually a positive advantage is shown for the player with the most pieces on the board, but handicaps, if used, are counted when calculating the advantage.

Loc may be played against another human player or against the computer. If you decide to play against the computer, there are several levels of play from which you can choose.

In order to give the player some relief from the mental concentration involved in the strategy game, several other small games may be played from the Loc menus. These games use the same shaped layout on the screen as does Loc.

Firstly, Match is a variation of the common guessing game. The player clicks on two pieces to see what they are, and then animated shapes appear. These disappear after a few seconds and the player tries to remember their position. If the player clicks on two similar shapes in succession they disappear from the board altogether. The aim is to clear the board.

If very young children want to have a try at playing Match, then Simple Match may be selected from the Game menu. This variation shows the shapes all the time, so all the child has to do is find the matching pair and click on them.

Secondly, there is a game called Catch Me. With this game you are always playing against the computer, and you may have 42 pieces on the board or 26. The computer plays as the white player, and the white pieces are animating shapes. Your task, as the black player, is to click on one of the white pieces while the computer is actually animating it, and if you are



successful and catch one while it is moving, it immediately becomes black.

Loc™ is a good games package, having something for all ages. It works well on the Macintosh Plus and it is published by Great Wave Software.


Rainy Day Games

The Rainy Day Games package introduces a delightful character called Ted Bear, who is shown in the illustrations on this page. These illustrations were taken from the menu of the Rainy Day Games package and show the names of the three games included in the pack:- Concentration, Old Maid and Go Fish.

The intention behind Rainy Day Games is that they will help the children to grow 'intellectually and emotionally'. This will be achieved, it is hoped, by firstly improving and developing the child's ability to concentrate and to use strategy. Secondly, as the computer is an opponent who plays fairly and shows no favouritism, children can gain confidence when they win and learn by good example when they experience Ted Bear's happy acceptance of losing.

Concentration is a matching game






where the object is to remember the position of cards and to click on two matching pictures consecutively. In order to turn a card over, Ted Bear must be placed in front of the card, when the appropriate button is clicked, Ted Bear turns the card face up.

Old Maid is played in the traditional way, the main aim of the game being to leave your opponent holding the Old Maid card. As usual the game ends when only the Old Maid remains and the player holding the Old Maid receives the Granny glasses and hat.

Go Fish is played in a manner similar to the well known card game. The player clicks on one of their own picture cards and the card is then shown to Ted Bear. If Ted Bear has a match for your card, both cards will turn around and then disappear. This entitles you to another turn. On the occasions when Ted Bear has no match for your card, he tells you to "Go Fish", and a card will automatically be drawn from the deck. If you are lucky and this card matches the card you originally asked for, you will get another turn. Ted Bear's name is highlighted next and he automatically takes his turn when you have completed yours. The game is finished when one of the players has no cards left and the player with the fewer points gets the can of worms.

All three of the Rainy Day Games

worked very well on the Macintosh Plus, and as mentioned previously, the character of Ted Bear is very likeable and would be appealing to children. The sound can be turned off and there are three levels of difficulty in the games.



Games from Springboard

It was intended that two packages of games for small children from Springboard Software, Inc. should also be reviewed in this article. How-

ever, both packages gave trouble on the Macintosh Plus with System 4.2 and Finder 6.0. Although precise instructions were given for running one of the packages on the Macintosh Plus by booting from a System disk (the one tried was System 3.2 and Finder 5.3) and then inserting the games disk, one crash followed another and I cannot really say that I know much about the packages.

The two packages were called Easy as ABC™ and Early Games™. Easy as ABC was aimed at children aged from 3 to 6 years and contained Match Letters, Dot to Dot, Leapfrog, Lunar Letters and Honey Hunt. It also contained some very nice children's pictures in the Scrapbook. These were intended to be used in the course of the games, but as they would not run without crashing, investigating the Scrapbook seemed as good a way as any to find out a bit about the programs. Three of the pictures are printed on this page, and as you can see, they would appeal strongly to children of the intended age range.

and even to their parents. It is a pity that the games would not run well on the Macintosh Plus, and it is to be hoped that Springboard Software modify the software to run with the latest systems and finders.

More Information

If you would like more information on any of these games then the best tactic is to contact your normal supplier. If that fails then here are details of the software publishers.

Software:- Loc™
 Publisher:- Great Wave Software
 Address:- P.O. Box 5847
 Stanford, CA 94305
 Telephone:- (415) 325-2202
 Software:- Rainy Day Games
 Publisher:- Baudville
 Address:- 1001 Medical Park Drive
 Grand Rapids, MI 49506
 Telephone:- (616) 957-3036
 Software:- Easy as ABC; Early Games
 Publisher:- Springboard Software, Inc.
 Address:- 7808 CreekrIDGE Circle
 Minneapolis,
 MN 55435
 Telephone:- (612) 944-3915

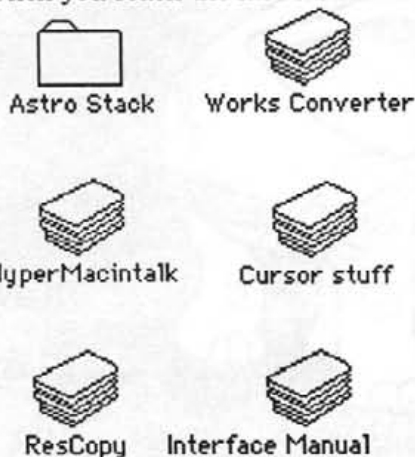


Mac Library

The new disks for February are listed below. The three Update disks are temporary numbers because in a few months when more material has been collected, these Update disks will be absorbed into the main library numbers.

Disk 274 HyperStacks 14

Astro Folder: This contains five separate stacks; Stars, Cosmology, Galaxies, History and Q & A. This Q & A stack is shareware by Douglas Wood of the Department of Astronomy, University of Wisconsin-Madison. It is a question and answer quiz with choices of question on Stars, Cosmology, Galaxies and History. It is in the form of multiple choice with five possible answers presented. When you reach the last card in the



stack, you switch to "Review" mode which takes you back through the questions you missed, giving you a chance to try again. You can also find out why the correct answer is the one given.

Cursor Stack: this gives information on the relevant resource numbers needed for attaching the desired cursors to your own stacks.

HyperMacintalk: This stack provides Macintalk capability directly from HyperCard using the HyperTalk script language. The Macintalk file must be in your System Folder in order to make use of this stack. The latest version of Macintalk is 1.31 and it runs on the Macintosh Plus, the SE and the Macintosh II. The stack contains new HyperTalk commands and functions (XCMD's and XFCN's) which enable you to invoke Macintalk from any HyperCard script. You don't need to know how XCMD's or XFCN's work in order to use these new commands because this stack provides you with the ability to install them in any stack, or in your Home stack. To the user they appear to work just like the built-in HyperTalk commands and functions.

Interface Manual: This is the Apple Interface Manual stack by Ian Summerfield of Apple UK. The stack gives Standard Configuration Tables, Pin Outs and Switch Settings.

Res Copy: This stack is an attempt at a friendlier and more reliable resource copying tool. It works like the Font/DA Mover and resources may be copied from one file to another. Help for new users is provided.

Works Converter: This is the Microsoft Works™ File Converter by Ian Summerfield of Apple UK. Microsoft Works is a 5 in 1 package with database facilities. This stack will attempt to read exported files from Microsoft Works and generate a stack with search facilities. The resulting stack can be used as a start for your own customized stack.

Disk 275 HyperStacks 15

Developer Stack 1.0: This is a stack by Steve Drazga and it is a resource for HyperCard developers. It includes public domain and shareware XFCN's, XCMD's, HyperTalk functions and useful script segments. The basic idea is to collect all the resources the HyperCard developer needs into one place, making the development process much easier and faster. The stack is designed as a



learning tool.

Dinosaurs: This stack is by John Pugh. It is a set of picture cards covering Carnosaurs, Ceratopsians, Hadrosaurs, Ichthyosaurs, Stegosaurs, Plesiosaurs, Sauropodomorphia and Coelurosaurs.

Tickler: A diary for jobs to be done on a certain day, and for storing details of the jobs to be done.

HyperJotto: This is a stack by Dave Saunders. It is a word-guessing game with a vast vocabulary. Quite good of its type.

HyperYahtzee: This is the traditional die-rolling game converted to HyperCard by Ian Summerfield. It allows play to be against a human opponent or against the Macintosh.

Disk 266 Sound 6

The **Sound Manager Package** consists of four main programs with



many supporting files. **Sound Mover** shows you the waveform of the sound and (provided your volume is not set to zero) plays it for you. Clicking on the waveform while pressing option will play the whole sound again and clear any partial selections.

IBeep2 (pronounced I beep too) is a small program (technically called a CDEV) that performs a function similar to that of the Sound file found

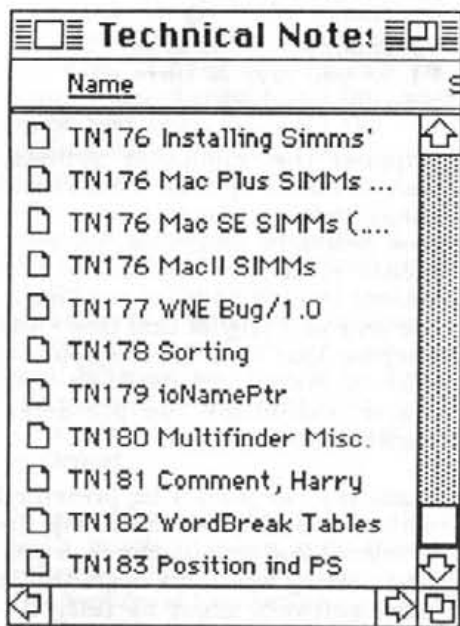
Technical Note:	
Name	
<input type="checkbox"/> TN Index.word	
<input type="checkbox"/> TN00 About 11/87 Mac...	
<input type="checkbox"/> TN129 SysEnviron	
<input type="checkbox"/> TN163 B & W CopyBits	
<input type="checkbox"/> TN164 C stuff	
<input type="checkbox"/> TN165 AS DropFolders	
<input type="checkbox"/> TN166 FOO()	
<input type="checkbox"/> TN167 ForegroundApps	
<input type="checkbox"/> TN168 HyperCard 'snd'	
<input type="checkbox"/> TN169 HyperCard 1.0.1...	
<input type="checkbox"/> TN170 HyperCard file f...	
<input type="checkbox"/> TN171 PackBits	
<input type="checkbox"/> TN172 Popup MDEF Mes...	
<input type="checkbox"/> TN173 PrGeneral Bug	
<input type="checkbox"/> TN174 PrintAction	
<input type="checkbox"/> TN175 SetLineWidth Re...	

on System 4.1 and later, i.e. it lets you pick an alternative to the standard sound of the Macintosh beep.

StartupSndInit

This is a file of type INIT which will automatically be executed at startup if you place it in your System Folder.

Disk 143 Technical Notes 3



Disk 901 Update 1

Desk Pict by Clay Maeckel. This is an INIT that will put up a colour background picture on a Mac II.

Icon Designer Here is a nice piece of Shareware that lets you do any kind of Icon editing you can think of.

KLUTZ DA Klutz is a (Mac II only) DA by Bill Steinberg, that shows you the current colour look up table (aka clut). You can modify any entry in the table, load and save cluts, and reset to the default clut.

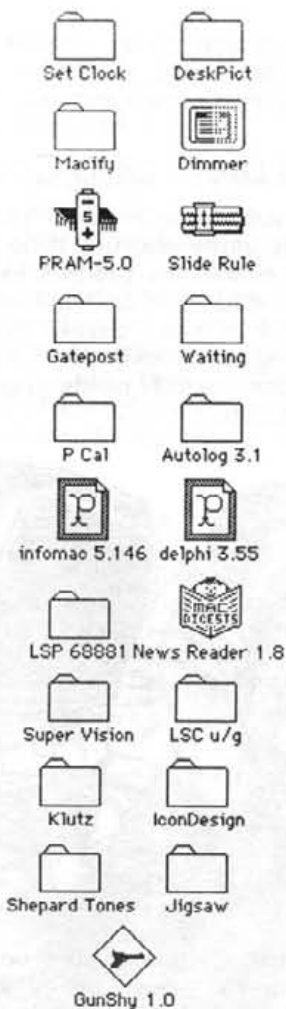
PCal 2.41 (Calendar Printer) with 1988 fixes - part 1 of 2

This file contains an interim version of PCal that fixes a few problems with 1988. The author is working on a newer version, but feels that since many people are doing calendars now, they would like to have a fixed version fast. This is version 2.41, the next version will be 3.0.

Shepard Tones There recently has been a discussion on Usenet of Shepard tones, the audio analog of the Escher endless staircase. This program is a Macintosh version of the Shepard Tone effect. The program lets you go up or down forever, and includes an animated ball rolling around an endless staircase.

Waiting - A Processor Monitor under MultiFinder

This is a little application you can run under MultiFinder and let sit in the background. It puts up a tiny titleless window with an indicator representing how much time it is waiting for processing time. This is one calculation of how busy your computer is. The indicator draws a filled in arc




where a full circle represents one full second (or more). Try running an editor and watch it while you are typing.

Disk 902 Update 2

Daisy 1.0 A Generic Printer Driver. This is Daisy v 1.0, a generic, text only printer driver for use with the Macintosh and most serial printers.

Graf3D Demo This program is based on an article by Scott Berfield in MacTutor magazine (Vol 3 No 3 March 1987) - seek out the original article for more detail.

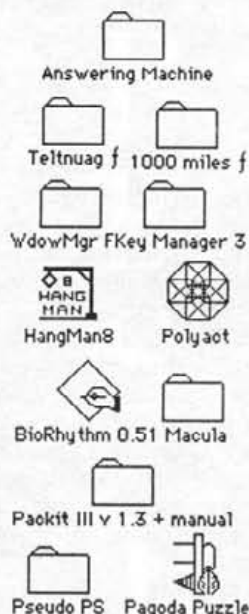
Graf3D is a set of routines for the Macintosh that sit "on top" of the



regular QuickDraw calls. Graf3D provides a framework for 3D drawing with calls like "MoveTo3D" and "LineTo3D" etc as well as various routines to control viewing and perspective.

Disk 903 Update 3

Answering MACHINE Version 1.0 by Robert Hess. All it does is boot, let you



select the file that contains the text of your "OGM" ("Outgoing Message"), and start answering the phone. It will work at 300, 1200, and 2400 baud. When a user logs on, he is shown the contents of the text file you choose at the beginning of the program. When the file has been shown completely, the connection is severed and the system recycles.

PseudoPS is a very small PostScript interpreter. This version reads PostScript from a text file and displays the graphics to the Macintosh screen.

Window Manager FKEY's Version 1.0.

FKEY-Close Window (#5) will generate a mouse-down event in the close box of any window that contains a close box; thus allowing you to close windows from the keyboard, even if the file menus has no close key.

FKEY-Toggle Window Size (#6) will generate a mouse-down event in the zoom box of any window that contains a close box; thus allowing you to toggle the window size from the keyboard. The window MUST have a zoom box in the title bar for this FKEY to work correctly.

FKEY-Send To Rear(#4) will send the frontmost window to the rear of the stack. The front window MUST have a close box; this indicates that the window in question is modal and CAN be sent to the rear.

Disk 102 Demo 12

This disk gives a very thorough demo of the expensive VersaCad software.

Mac-Twit

-the ramblings of a simple end user - alias Colin Wheeler

The trouble with the modern world is that by the time you have become sufficiently acquainted with things to call yourself reasonably proficient, the 'thing' has usually become obsolete.

This is especially so with computers. Eight years ago, when I first acquired an Apple II, it was a 'state of the art' machine. Within one year it had been outmoded by models from other stables. The next thing I knew, Apple themselves decided to 'upgrade' the whole shooting match, and so it goes on.

The point is that, unless you are in a position to eliminate money from your list of considerations, you have to think extremely carefully before committing yourself to any given piece of hardware, especially where computers are concerned.

Fortunately for us Mac-users, the hardware is so advanced that we can at least take a breather on that score. We've replaced the aforementioned problem with another - **softwareupgraditis**. Now, instead of having to visit your local, shady, used-hardware dealer each month, you merely have to check every magazine, book, brochure, bulletin board and any other information source available to you to ensure that your version of whatever application is concerned is still the current one (at least, for the rest of today).

For the poor, hard pressed, ignorant end-user (well I fit that category anyway), this lemming-like need by the software and hardware developers to fling themselves and us continually into the chasm of continual upgrades is little short of mind boggling. Every week, it would seem, someone or other has just rushed their latest upgrade to the dealer, who is supposed to foist it onto an unsuspecting public.

The result of all this activity? An apparently random profusion of information which nobody can take in properly and which even fewer people can understand.

What is worse, in their haste to impart to us peasants their latest pearls of wisdom, our intrepid suppliers often find that their program-

mers forgot to remind them to include some obscure code which would enable the product to stand on its head in only 3 milliseconds instead of the current 5, thus ensuring that, before it's even been seen, the upgrade needs upgrading. Etc.,etc.,etc.



Whilst this situation may be a programmers' dream, it is an end users' nightmare. We don't generally understand, or care, **how** an application could do something in the first place, as long as it did it, so how can we be expected to understand or appreciate the importance of the improved 'features' everyone gets so worked up about?

I am not, I hasten to add, talking about the obvious, much needed improvements to gems such as Cricket Draw. Even I can appreciate those after repeated suffering of its screen redrawing routines. No, I am talking about those endless minor adjustments and 'tinkerings' that seem to keep software developers, particularly Apple's own 'system' software developers, totally engrossed and on a permanent 'high'.

Just attempting to read about all this stuff would take up twice as much time as you actually have available. Trying to buy it all would bankrupt most people in no time flat. "Heresy! Why, every software company offers FREE upgrades, don't they?"

Sorry, but not all of them by a long chalk. And even with those that do offer free upgrades, I don't know about you, but I always seem to

have bought my software the day AFTER the final eligibility date!

So, smartass, what is your answer, I hear you cry? Is there one? Well actually, yes there is.

Suppose the computer industry were to take a tip from the toys and games industry, for instance, where new products, upgrades, improvements et al are announced and shown, by everybody, at one time in the year and only at that time? And suppose that time were to coincide with a major, or perhaps THE major, exhibition, on pre-determined dates every year?

Suddenly, we would be presented with a totally new situation. For the developer and manufacturer, a positive date by which his upgraded (or new) software must be **fully debugged** and up and running because all his competitors will be doing exactly the same thing. But no frenetic, last minute, sudden launches with constant glances over his shoulder in case someone beats him to the punch.

For the end user, an exhibition he would not dare to miss; a chance to see all the options, properly presented (and AVAILABLE!); and most importantly, a welcome sense of order and organisation. Admittedly, this would mean an extremely busy time, both for supplier and user, but this type of concentration of activity also helps to concentrate the mind. And once all the decisions are made, everyone can at least spend the next 12 months getting used to their new leaps of technological genius before the next round of improvements.

That's the theory, anyhow. Of course, things in the real world rarely work out as straightforward as you think they will, but I still think that almost anything will represent an improvement over the system, or rather, the lack of a system, which exists at the moment.

For an industry which deals exclusively in the application and use of logic, it displays surprisingly little in the way it is disorganised.

How much more of this stuff can you take? Not as much as I could

write, I guarantee! But, hopefully, my point is made. It's true that I, like so many others, embrace computer technology even in my ignorance. That doesn't mean, however, that I have to love those 'enthusiastic' people who produce it.

Having been given the opportunity to express my views on the matter, however, I must confess to a certain feeling of relief now that I have done just that. So, with the complaints out of the way, the next item on the agenda is Twit's Progress.

The real point of this article (you were wondering when I would get to it weren't you?) is the editors' unswerving faith in the maxim 'most of our readers are just like you, Wheeler' and this is my humble attempt to test that faith. Well, you see, I'd already tried his patience!

If true, then the foregoing, along with much of what may follow, reflects widely held opinions and like feelings of frustration and could elicit a flood of mail agreeing with me and demanding more high calibre articles of this sort.

On the other hand...

As a basically non-technical user of computers, I must confess that my judgements and opinions on software tend to be rather simplistic and certainly subjective - if it doesn't do what I want or expect it to do, or it gives me GBH of the grey matter then I don't like it, John! However, like all reasonably minded people, I am prepared to work at it and, hopefully, through practise to progress.

The public recording of this progress will, it is hoped, help many to avoid common pitfalls, encourage some to creative adventurism, teach some the rudiments of graphic design matters and even bring a little simple amusement to yet others.

Looking at that order, perhaps I should stop now!

I assume, of course, that, like me, my reader has at least managed to master switching the Mac SE and LaserWriter Plus on or off without too many problems and that idiot-proof software like Superpaint and Xpress only give you a headache one time in three.

Having reached that stage together,

can anybody tell me how to produce fractions on the Macintosh? Surely you remember good ole 'vulgar fractions' from school days?

I must admit that, way back then, I never thought the time would come when I would miss them, but, since I haven't heard that they've been abolished yet, where are they, or am I missing something quite obvious? I've searched the hardware, the manuals, the software, the fonts, the keyboard, just about everywhere, in fact, but I can find no trace.

Yes, I know we live in a world that is fast moving towards complete decimalisation, but my clients don't seem to be aware of the fact unfortunately. They keep demanding that I include fractions in their work. So, at the risk of seeming repetitive, I ask again, where are they?



No, not a self portrait. Just one of the interesting illustrations available from art libraries.

Question:

If the omission of fractions from the keyboard is an oversight, do you think that someone might, conceivably, own up to the error? No, on second thoughts, let's not be silly!

And let's not take over the whole book, either. Next time, I hope to have something useful or perhaps even interesting to say so don't give up on it yet. But do keep sending the more printable comments and almost any advice - that I can pass on! - is welcome

One tip before I go: if your LaserWriter stops, dead, in the middle of a job for no apparent reason, then before ripping out your hair by the roots, check the paper cassette! Don't laugh - it happened to me and it was half an hour before I thought to look. I told you not to expect too much.

Bye for now.

T
A
B
B
S
I
S
C
O
M
M
I
N
G

Members Small Adverts

SMALL ADS ARE FREE TO MEMBERS AND ARE ACCEPTED ON TERMS STATED IN THE DECEMBER 87 ISSUE OF APPLE2000

FOR SALE

Vergecourt 128K Ramex Card, Discs and Manuals.
2 x Tabs Accounting System Cards and assorted discs and manuals.

Apple fan rear mount.
Standard Green Monitor.
Offers

Phone: (0454) 444444 (Evening)
Phone: (0454) 444444 (Evening)

FOR SALE

Colour Modulator & Cables in a good condition, for the Apple II computer
Accept £15.00 for it.

H. Alsaleh
Mechanical Engineering Department
Teesside Polytechnic
Borough Road
Middlesbrough
Cleveland TS1 3BA

FOR SALE

Superb Condition
512K Apple Macintosh with 400K External Drive System, MacPaint, MacWrite, MacDraw
First offer over £1,000 accepted
Also available Jazz & Helix
Phone Bill Keene
(011) 444444

FOR SALE

Applesoft Basic Programmer's Reference
Vol 1 & 2

Apple IIc Reference Manual Vol 1 & 2
Apple IIc User's Guide, by Lon Poole

Apple Scribe Printer
Offers to Rajah on

Phone: (0454) 444444 (Evening)
(0454) 754 344 (Evening)

FOR SALE

Apple IIGS as new with 1M Ram
Colour Monitor, 3 1/2 Disc Drive
DeLuxe Paint, Music Construction Set
Manuals etc.

£750.00 the lot

Phone: Joe Gillespie (01) 4776 4444

FOR SALE

BROTHER TC600

Word Processor/Typewriter with 14k memory and Epson acoustic coupler and modem.
Software included - all in original packing.
Cost £600 will accept £250 o.v.n.o.

Phone (01) 444444 John Nutting

FOR SALE

MacDraw - Filevision - SmoothTalker
£32 each (O.N.O.)

Hitchhikers Guide to the Galaxy
MacAttack - Macinoga Choo Choo
£22 each (O.N.O.)

McPic (Clipart) - Instant Art - Gallery
£15 each (O.N.O.)

ALL BOXED AND AS NEW
PHONE KEN GASTON ON (01) 4444 4444

FOR SALE

For Mac SE or Mac II
40 Meg Hyperdrive FX40 Hard Disc
Brand New £500

For Apple II

//c cased portable battery system by Roger Coates of San Diego. £45.00

Grappler C

//c printer interface for non-apple printers £15.00

PowerPrint (Beagle Bros) £15

Sideways £20

GraphWorks £20

An Intro to AppleSoft basic for //c £4.00

Phone Huw on (01) 4447 4447

FOR SALE

MACPLUS with 2 MByte RAM
£1200 O.N.O.

Phone David Thomas on (0454) 444444

FOR SALE

Microvitec RGB Monitor & Card £100

2 x Snapshots @ £50 each

Apple DaisyWheel Printer £400

Other Apple II Cards (please call)

Ring Richard on MILTON (0454) 444444

WANTED

Apple 48k EuroPlus & Numeric Keypad

Phone Martin Lewcock on (01) 4444 4444

WANTED

Apple // EuroPlus

Phone Mr Anil (0454) 444444 (Evening)

(0454) 444444 (Evening)

ADVERTISERS

Members are reminded that the advertisers support our group and we would ask you to support them
Please mention that you are a member it helps you and it helps your group.

MacEurope	Front Inside	Diamond Software	27
	Back Inside	Holdens	29
	47,49,51	Concise Computer	33
Blyth Software	5	Logica	43
Cirtech	11	MacLine	44
Bidmuthin	15, 61	Celtip	59
Comtech	17	Bit32	72
MGA MicroSystems	17,19,21,23	MacSoft	73
AlphaTronics	19	MacSerious	Back Cover

**Copy date for April Issue
March 1st 1988**



No matter which Mac you've got, we'll make it work faster.

You want more speed from your Mac. Less time waiting, more time working. Now your dream is reality whether you've a new MacII or a 128K of legend.

How about my SE?



Run your SE with MacII performance by slotting in the Turbo SE. Everything runs at least twice as fast; faster than many 68020 designs. A big screen attaches, and the 68881 maths co-processor option runs spreadsheets 60 to 100 times faster (and other programs using SANE).

And because we use the ultimate in compatibility (the same 68000 processor your Mac uses, only twice as fast) your Mac software won't crash. Unlike the 68020 boards. So your data is in safe hands.

And at £449.00 that's irresistible.

With TurboMax you get more speed plus more memory..... 2 to 3 times faster, 2MB of memory, upgradeable to 4MB.

RAMdisk contents are protected, so you can safely work on your programs and data at memory speeds. There's a superspeed SCSI and the 68881 maths co-processor option makes spreadsheets (and other SANE programmes) run 60 to 100 times faster. There's a big screen attachment, too.

Of course, it's as crash proof as the Turbo SE. Fits in minutes without modifying the Mac and it costs only **£1,195**.

TurboMax also re-enhances the 512K Enhanced for an amazing performance.



I love my 512K...
case - the SCSI port exits from the battery compartment.

Bigger software - bigger memory.



To run Apple's great new software you are going to need bigger memory. For scanning, and many other programs, too, 1MB is not enough.

But you just can't risk fitting second-rate memory. You put a lot of work at stake when intermittents crash your system (as they will).

So MacMemory offers you **crash-proof** memory with MaxPlus 2x4S surface mounted megabit chip modules meeting or exceeding Apple's own standards in every respect.

You'll feel safer knowing your MacMemory enhancements use first quality chips (not the cheaper production-reject units used by some others), and are 100% tested at each stage and are even given a final 72 hour burn-in in an actual Mac. No-one else takes this much trouble to give you error-free performance!

4MB SE...




MaxPlus 2x4S take your SE to 2.5MB (and onto 4MB), support all Apple standard add-ons and also plugs into Turbo SE. No modifications are required of any kind.

Mac Plus upgrades economically to 2MB and onto 4MB without any mods. Your every

(128K owners... we'll get you to 512K, and then add TurboMax). Connect your SCSI hard disks directly through the superspeed SCSI port. No mods to the 512K

need is catered for with different modules, including big screens.



4MB 512K? You'll love what the Max2 does for your 512K; Max2 gives 2MB, upgrades to 4MB, and works with old or new ROMs and allows a SCSI port to be fitted when you're ready.



Er... You're not alone - we started off with 128K's too! So don't send yours to the knackers yard. We'll take you to 512K - and then Max2 or TurboMax promise you a new world of speed and software.



And my Mac II? You need more than 1MB to do anything useful and MaxPlus 2x4S takes you to 8MB!

Remember, even your beautiful MacII will crash, no matter how fast, through intermittents if you fit not-quite-industry-standard memory.

Treat your wonder machine to MacMemory. **It's crash proof!**

Hardware is hardware. But support for it can range from "total" to "non-existent".

MacEurope's is total. All the facilities you expect from a major manufacturer.

And we work closely with only the best dealers. You can expect and get the best service in the industry. (Ask our customers....)

Call Colette Fanning on **(0603) 630636** for more info, super data sheets and details of where you can see our products in action.



MacMemory from

MacEurope

The Granary, Trowse Bridge, Bracondale, Norwich NR1 2EG, England. Tel: (0603) 630636

Abaton

Abaton Technology Corporation
7901 Stoneridge Drive, Suite 500
Pleasanton CA 94566


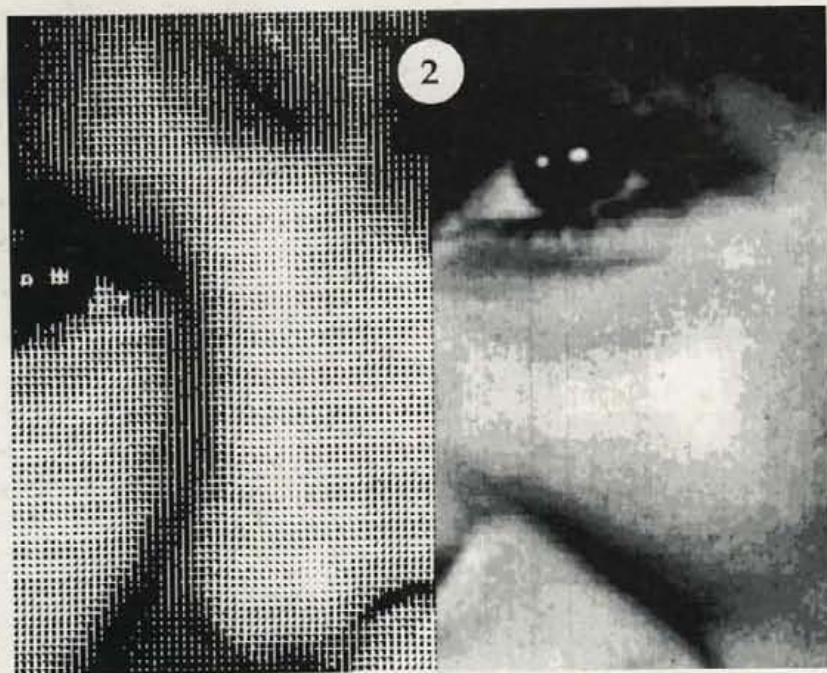
Why an Abaton Scan300/SF or Scan300/FB scanner with C-Scan 1.6
is the *only* choice for graphics scanning with the Macintosh.

HALF TONE



GREY SCALE

- Abaton C-Scan 1.6 software introduces TRUE grey-scale scanning for the first time for a desktop computer.
- To see how it differs from the rest, we've included an example - an image scanned from a photograph, like you've never seen it before!
- Picture 1 shows the picture at full-scale, exactly as scanned.
- In the second picture, we've expanded a small area of the same image, showing how well its appearance is preserved even when blown up three-fold.
- Finally, the third picture blows up the image twice more, to let you see the secret of this magnificent clarity - only now just visible are the individual pixels that come together to make the 16-level (4-bit) true grey-scale image that no other scanner system can offer.
- There are no special tricks here - the picture is completely unretouched, and printed on a Linotron printer.
- And it's the only scanning system that produces images that let you use the full power of Letraset's Image Studio graphics software.



Abaton products are distributed
in the UK exclusively by

MacSerious

The MacSerious Company
17 Park Circus Place Glasgow G3 6AH
Phone 041-332-5622 Fax 041-332-3209
Telex 777021 MACSER