

BRAINBANK LEARNING GUIDE

(History U.S.A.)

AMERICAN HISTORY
THE DECADES GAME 2



About this BRAINWARE™

BRAINBANK'S DECADES GAME teaches that there were multiple and quite disparate images in each decade of American History. The game provides an educational, informational, motivational tool for learning, and adds both challenges and fun to memorizing historical facts.

Today's "living present" becomes tomorrow's history. We have only to read the daily newspapers to know that historical events happen to real people and that nothing occurs in timeless isolation. When the "Wild West" was thriving, there was also a lot happening "back East". The same year that Custer led his men into battle along the banks of the Little Bighorn, Alexander Graham Bell patented his telephone, baseball's National League was formed and Mark Twain published his classic, *The Adventures of Tom Sawyer*.

The DECADES GAME is simple to run and fun to play. Even those who don't know when the War of 1812 took place, or who is buried in Grant's Tomb, can become history buffs. The events mentioned in the game span our history from the opening shot of the American Revolution to the opening shot of the Space Age.

Players are asked to place events in America's politics, economics, technology, science, folklore and art in their proper decades.

The Decades Game 2

There are five games in AMERICAN HISTORY: THE DECADES GAME 2. Any one of the five games may be played first; they do not have a sequence. Four to eight rounds can make up a game; the number of rounds is the player's choice.

****The instructions for running the program are shown ON-SCREEN throughout the game. The rules for playing the game are also presented ON-SCREEN at the beginning of each game; once learned, however, they can be skipped. They are printed here for your reference.**

CONSULT YOUR COMPUTER MANUAL FOR START-UP INSTRUCTIONS.

Rules For Playing The Decades Game

(Directions needed for playing THE DECADES GAME appear ON-SCREEN during the game.)

BE SURE TO LOAD THE GAME DISKETTE ACCORDING TO THE INSTRUCTIONS IN YOUR COMPUTER MANUAL. IF YOU HAVE AN APPLE IIe, BE SURE THE "CAPS LOCK" IS DOWN.

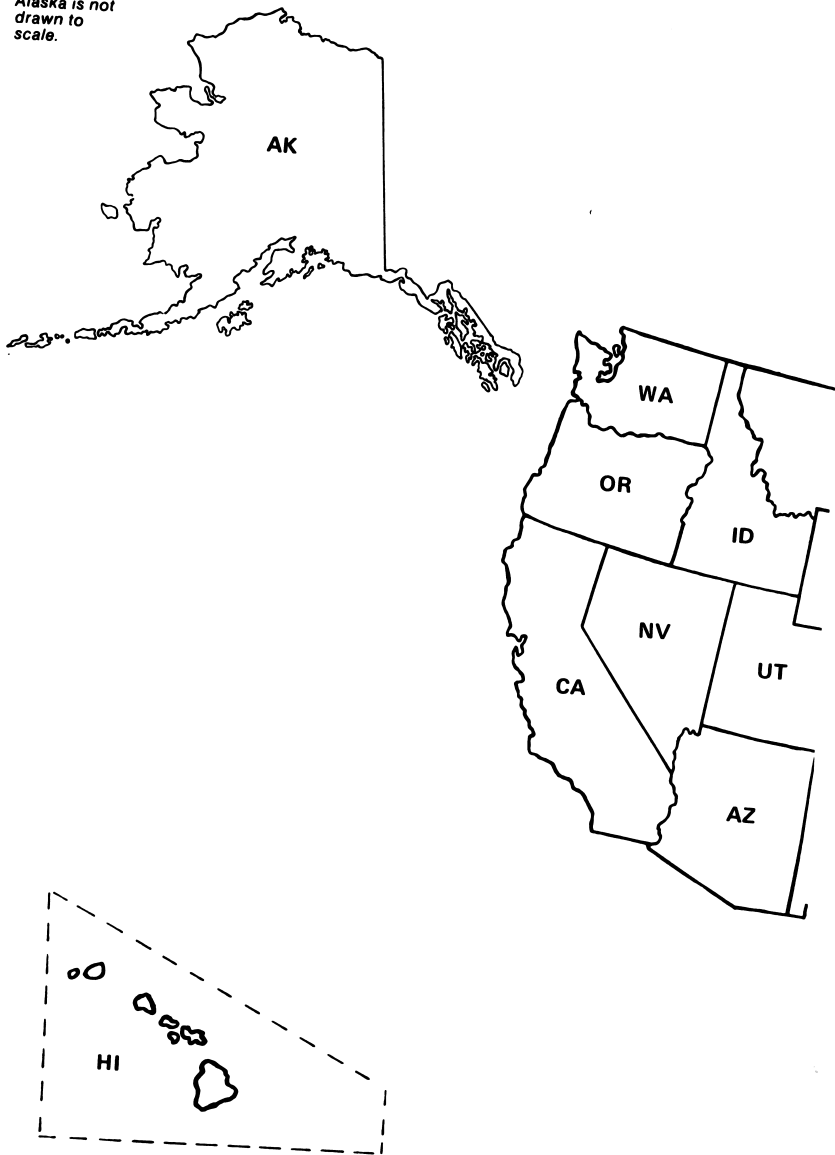
- You will be asked how many people will play the game. As many as four people can play at one time, or you can play alone. Enter the number of players and press "RETURN".
(After the rules have appeared on the screen, each player will be asked to type in his or her initials.)
- You will then be asked how many rounds of the game you wish to play. You may choose from 4 to 8 rounds.

These are the *rules*, which will also appear ON-SCREEN.

- An event will be displayed.
- Each player, in turn, may then either enter the decade in which the event occurred or PASS.
- To answer, enter the *first* year of the DECADE in which the event occurred.
For example: for 1783, type 1780;
for 1907, type 1900, etc.
- To pass, type 0. (A pass is no score.)
- A right answer scores 5 points.
- A wrong answer loses 2 points.
- Each player has a turn before scores are tallied.
- If any player has entered the right decade, the next round starts.
- If no player answers correctly, a second event from the same decade appears and each player may again answer or pass.
- A correct answer to the second event scores only 4 points.
- This sequence will continue through a third and fourth event, if necessary.
- For each succeeding event displayed, correct answers will be worth one point less.
- If no player has entered a correct decade after the fourth event has appeared on the screen, the computer will display the exact date of each event, tally the score and advance to the next round.
- The same decade may appear twice in one game.
- It's your turn to play when your initials appear.
- REMEMBER: Players lose 2 points for a wrong answer.

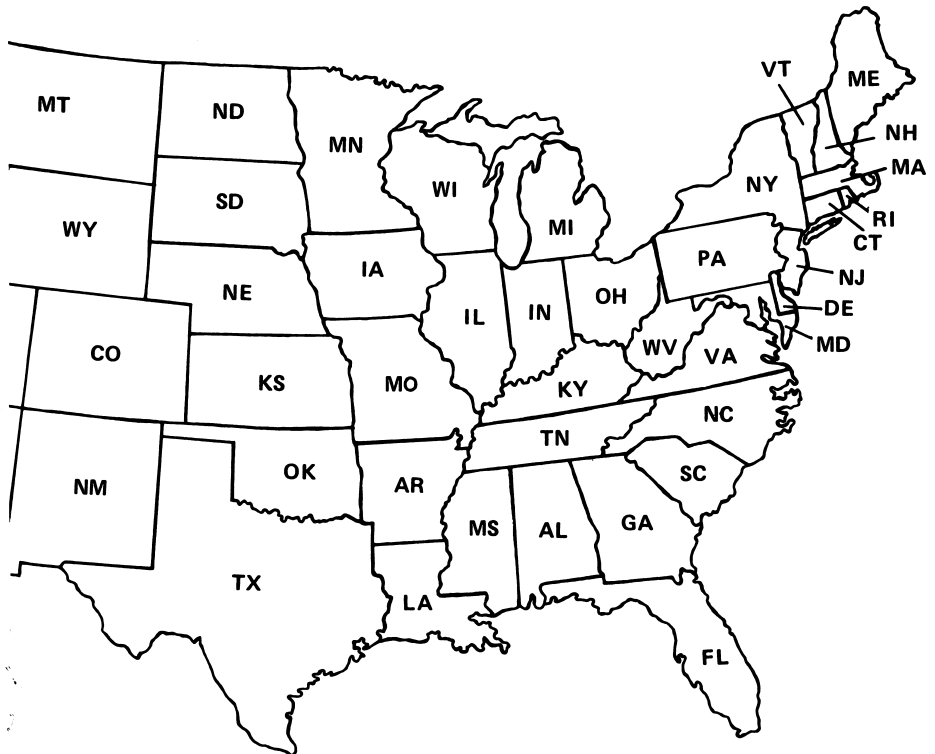
When you have finished playing the game, wait for the light to go out on the disk drive, then carefully remove the diskette and replace it in its protective jacket before you turn your computer OFF.

*Alaska is not
drawn to
scale.*



Learning Guide

This Learning Guide is provided to augment the courseware with related information, exercises and activities.



Brainware Facts

State	P.O. Abb.	Admitted to Union	Where	When	Settled By Whom
Alabama	AL	Dec. 14, 1819	Mobile Bay	1702	French
Alaska	AK	June 30, 1958	Kodiak	1783	Russians
Arizona	AZ	Feb. 14, 1912	Tucson	1776	Spanish
Arkansas	AR	June 15, 1836	Arkansas Post	1685	French
California	CA	Sept. 9, 1850	San Diego	1769	Spanish
Colorado	CO	Aug. 1, 1876	Auraria	1859	Americans
Connecticut	CT	Jan. 9, 1788	Windsor	1633	English
Delaware	DE	Dec. 7, 1787	Wilmington	1638	Swedes
Florida	FL	Mar. 3, 1845	St. Augustine	1565	Spanish
Georgia	GA	Jan. 2, 1788	Savannah	1733	English
Hawaii	HI	Aug. 21, 1959	Honolulu	1820	Americans
Idaho	ID	July 3, 1890	Coeur d'Alene	1842	Americans
Illinois	IL	Dec. 3, 1818	Kaskaskia	1700	French
Indiana	IN	Dec. 11, 1816	Vincennes	1727	French
Iowa	IA	Dec. 28, 1846	Dubuque	1833	Americans
Kansas	KS	Jan. 29, 1861	Leavenworth	1854	Americans
Kentucky	KY	June 1, 1792	Boonesboro	1775	English
Louisiana	LA	Apr. 30, 1821	New Orleans	1718	French
Maine	ME	Mar. 15, 1820	Saco, Monhegan	1622	English
Maryland	MD	Apr. 28, 1888	St. Mary's	1634	English
Massachusetts	MA	Feb. 6, 1788	Plymouth	1620	English
Michigan	MI	Jan. 26, 1837	Sault Ste. Marie	1668	French
Minnesota	MN	May 11, 1858	St. Paul	1838	Americans
Mississippi	MS	Dec. 10, 1817	Biloxi	1699	French
Missouri	MO	Aug. 10, 1821	St. Genevieve	1735	French
Montana	MT	Nov. 8, 1889	Yellowstone River	1809	Americans
Nebraska	NE	Mar. 1, 1867	Bellevue	1847	Americans
Nevada	NV	Oct. 31, 1864	Genoa	1850	Americans
New Hampshire	NH	June 21, 1788	Portsmouth	1623	English
New Jersey	NJ	Dec. 18, 1787	Elizabethtown	1617	Dutch
New Mexico	NM	Jan. 6, 1912	San Gabriel	1598	Spanish
New York	NY	July 26, 1788	New York	1613	Dutch
North Carolina	NC	Nov. 21, 1789	Albemarle Sound	1653	English
North Dakota	ND	Nov. 2, 1889	Pembina	1859	Americans
Ohio	OH	Mar. 1, 1803	Marietta	1788	Americans

State	P.O. Abb.	Admitted to Union	Where	When	Settled By Whom
Oklahoma	OK	Nov. 16, 1907	Guthrie	1890	Americans
Oregon	OR	Feb. 14, 1859	Astoria	1811	Americans
Pennsylvania	PA	Dec. 12, 1787	Chester	1638	Swedes
Rhode Island	RI	May 29, 1790	Providence	1636	English
South Carolina	SC	May 23, 1788	Ashley River	1670	English
South Dakota	SD	Nov. 2, 1889	Southeast Part	1859	Americans
Tennessee	TN	June 1, 1796	Watauga	1769	Americans
Texas	TX	Dec. 29, 1845	San Antonio	1692	Spanish
Utah	UT	Jan. 4, 1896	Salt Lake City	1847	Americans
Vermont	VT	Mar. 4, 1791	St. Anne	1665	French
Virginia	VA	June 26, 1788	Jamestown	1607	English
Washington	WA	Nov. 11, 1889	Columbia River	1811	English
West Virginia	WV	June 20, 1863	Berkeley County	1726-7	Americans
Wisconsin	WI	May 29, 1848	Green Bay	1745	French
Wyoming	WY	July 10, 1890	Cheyenne	1867	Americans

Brain Teasers

Two groups of five historical facts are presented in the following section of this Learning Guide. There are two events in each group which happened in the same decade. These facts can be reproduced for student exercises. Here, the events which occurred in the same decade are *italicized*. Information about the listed events can be found in an encyclopedia.

From each group of five, select the two events that happened in the same decade.

1900's

- *Admiral Robert E. Peary discovers the North Pole.*
- The antibiotic Terramycin is isolated by United States scientists.
- *Albert Einstein first advances his Theory of Relativity.*
- The last great gold rush in the United States takes place in the Black Hills of South Dakota.
- Former Confederate soldiers are granted amnesty.

1800's

- *Congress prohibits the importation of African slaves in the United States.*
- Samuel Morse invents the telegraph.
- *Noah Webster publishes his first dictionary.*
- Work begins on the Grand Coulee Dam.
- Louis "Satchmo" Armstrong, well-known jazz personality, is born in New Orleans.

The BRAINBANK Inc., BRAINWARE™ KIT CONTENTS

A BRAINWARE™ KIT BOOKLET

Everything you need to know about BBI BRAINWARE™

- **BOOKLET CONTENTS**

A table of contents with page numbers.

- **THE BBI PRIMER**

Instructions for interacting with our BRAINWARE™.

- **THE MICROCOMPUTER: An Overview**

Parts of a microcomputer explained in simple terms.

- **“SIGHT-SAYING”**

A pronunciation guide.

- **GLOSSARY**

Definitions of commonly used computer terms.

- **LEARNING GUIDE**


Related information and activities.

BRAINWARE™ CONTENTS

Listed on the package for quick reference.

THE BRAINWARE™

BBI lessons on diskette in packages designed for careful storage.



“USER FRIENDLY SOFTWARE”

