

TETRITM

(TETRIS)

Contains 3
Apple® Formats!
• Apple IIgs®
Enhanced Sound/
16 Colors
• Apple II Hi-Res/
Double Hi-Res

SPA
BEST

- Entertainment Program
- Original Game Achievement
- Action/Strategy Game
- Critics Choice: Best Consumer Software

of the Year



The Soviet Challenge

Spectrum HoloByteTM

Apple® II series/ IIgs®

Apple II+, e, c version
Requires 48K RAM minimum
5 1/4" floppy drive

Apple IIgs specific
version requires 512K RAM
5 1/4" 800K floppy drive

INTERNATIONAL SERIESTM



MADE IN THE U.S.A.

DESIGNED ABROAD



TETPИѢ™

(TETRIS)

The Soviet Challenge

Apple IIGS® Version

Spectrum HoloByte™

Original TETRIS™ concept by Alexey Pazhitnov
Original design and program by Vadim Gerasimov

Apple IIGS® version design: Roland Gustafsson, Sean B. Barger,
and Dan Geisler

Apple IIGS programming: Dan Geisler

Graphics: Dan Guerra and Jody Sather

Sound and music: Ed Bogas, Ty Roberts, Neil Cormia, and Gary Clayton
(Bogas Productions)

Producer: Sean B. Barger

Manual: Andrea Scuffos and Larry R. Throgmorton

Manual layout: Sally Joy Park and Larry R. Throgmorton

Package artwork: Dan Guerra

Package design: Karen Sherman and Sean B. Barger

Special thanks to: Anton Widjaja, Gary Poon, Eng An Jio, Mark Johnson and the
Beta Test crew!

If you have questions regarding the use of TETRIS, or any of our other products,
please call *Spectrum HoloByte* Customer Support between the hours of 9:00 AM
and 5:00 PM Pacific time, *Monday through Friday*, at the following number:

(415) 522-1164

or write to:

Spectrum HoloByte

2061 Challenger Drive

Alameda, CA 94501

Attn: Customer Support

Copyright © 1987 AcademySoft-ELORG. All rights reserved. Apple IIGS version © 1988
SPHERE, INC. TETRIS is a trademark of AcademySoft-ELORG. TETRIS adaptation and
distribution rights granted to Andromeda Software Ltd. and to Mirrorsoft Ltd. and
SPHERE, INC. Apple and IIGS are registered trademarks of Apple Computer, Inc.

**APPLE COMPUTER, INC. MAKES NO WARRANTIES, EITHER EXPRESSED OR
IMPLIED, REGARDING THE ENCLOSED SOFTWARE PACKAGE, ITS MER-
CHANTABILITY OR ITS FITNESS FOR ANY PARTICULAR PURPOSE. THE
EXCLUSION OF IMPLIED WARRANTIES IS NOT PERMITTED BY SOME STATES.
THE ABOVE EXCLUSION MAY NOT APPLY TO YOU. THIS WARRANTY PRO-
VIDES YOU WITH SPECIFIC LEGAL RIGHTS. THERE MAY BE OTHER RIGHTS
THAT YOU MAY HAVE WHICH VARY FROM STATE TO STATE.**

Apple IIGS System Software are copyrighted programs of Apple Computer, Inc.
licensed to SPHERE, INC. to distribute for use only in combination with TETRIS.
Apple Software shall not be copied onto another diskette (except for archive
purposes) or into memory unless as part of the execution of TETRIS. When
TETRIS has completed execution Apple Software shall not be used by any other
program.

ТЕТРИШ™



The Soviet Challenge

PLAYER'S GUIDE

Spectrum HoloByte™

INTRODUCTION

TETRIS™ was invented by a 30-year-old Soviet researcher named Alexey Pazhitnov who currently works at the Computer Centre (AcademySoft) of the USSR Academy of Sciences in Moscow. The original programmer was 18-year-old Vadim Gerasimov, a student studying Computer Informatics at Moscow University.

TETRIS came into being through the joint efforts of *AcademySoft* (Moscow), *Andromeda Software Ltd* (London), and *Spectrum HoloByte* (USA).

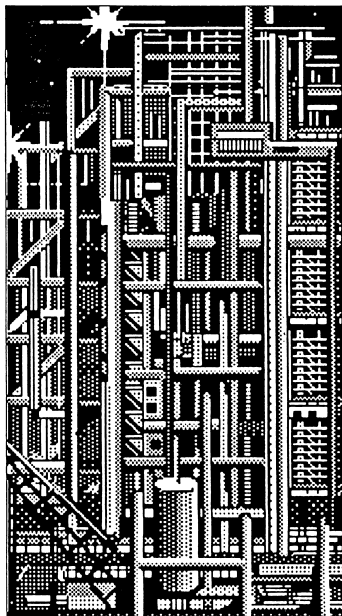
TETRIS will challenge even the most seasoned hand. As the four-square pieces tumble from the top of the screen into an empty pit, it's up to you to rotate them into a position which leaves no gaps in the layers at the bottom. Your speed and maneuvering ability will reap great rewards. Once aligned, you can drop the pieces into place and increase your score.

The tension escalates as you close the gaps in the layers across the bottom of the pit. As the lines are completed, they disappear. After a certain number of lines disappear, the four-square pieces fall at a faster rate! There are ten levels (and additional options such as the *Advanced Mode* and *Tournament Play*) to continually challenge your mastery of this perplexing game.

Enjoy the many features and options of TETRIS while trying to close in on the solution, only to find it's just outside your grasp! TETRIS is different every time you play. We know you'll find it provocative, fun, and utterly addictive!

SYSTEM REQUIREMENTS

The Apple IIGS version of TETRIS requires a minimum of 512K RAM and one 3.5" 800K floppy drive.




LOADING THE GAME

You should immediately make a backup copy of the disk and use the backup for everyday operation. Follow the normal conventions for copying disks, but make sure your **original** disk is locked (i.e., the write-protect tab has been set) before you make the backup, so you don't accidentally erase the original TETRIS disk.

Place the backup TETRIS disk in the floppy drive, and power up the computer. The TETRIS disk icon will appear in the Finder, with the disk window open and ready. Simply double-click on the TETRIS icon to load the game.

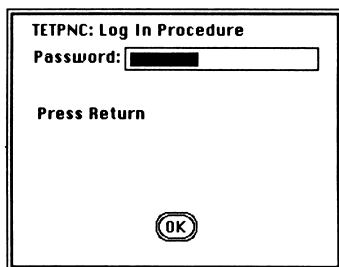
If your computer is already running, you may also load TETRIS by opening the TETRIS disk, and then double-clicking on the TETRIS icon.

If you wish, you may copy TETRIS to your hard drive. First, create a new folder named *TETRIS* on the hard drive. Next, drag the folder *TETRIS.DATA* from the original TETRIS disk to the new folder, and then drag the file *TETRIS* to the new folder. (If you're using the Finder, you can also drag the file *TETRIS.ICON* from the *ICON* folder on the TETRIS disk to your hard disk's *ICON* folder.) To start the game, double-click on the TETRIS icon.



LOGGING IN

You need to successfully log in to the TETRIS Computer System in order to play the game.



First, press **return** (or click on "OK"). The program will then display three lines similar to the following:

Your task is to find the designated *word* in this *TETRIS Player's Guide*, and type it in. To find the word in our example, you would look on *page 4*, find *line 10* (counting only lines with text in them from the top down—skip blank lines), and then locate *word 8* in that line. That word is *hand*.


Note: Passwords are case-sensitive. If the word in the manual has capital letters in it, you must also use capital letters when you type it in.

Type *hand* and press **return** (or click "OK"). TETRIS will then load.

The program allows you five chances to enter the correct password. If the fifth attempt is incorrect, you are returned to the Finder.

THE GAME

After TETRIS loads, the title and credit screen comes up along with some music to help get you in the mood to play. Click the mouse button to continue to the Selection Screen.



Level

As the level increases, the four-square pieces fall faster from the top of the screen. This panel lets you choose the level (from 0 to 9) you want to begin with.

- To select the level, click on the number. (You can also use the ← and → direction keys, the J and L alpha keys, or the 4 and 6 keys on the numeric keypad to move the highlighting.)

Advanced Mode


Clicking this button toggles the Advanced Mode, which doubles the speed of all levels. This is for those of you who like extra excitement!

Height

You normally start the game with an empty pit (0 on the Height panel). To increase the challenge in TETRIS, you can raise the height from the



bottom by selecting one of the other numbers in the Height panel. For instance, if you select 7 you will find seven randomly filled layers when you start to play.



You can challenge another player to better your score. When you've finished a game, have the person you've challenged select the << (repeat) symbol from the Height menu. This option begins a new game with the same block configuration as the *previous game* (that is, the game you just finished). The pieces will fall from the top in the same sequence as the previous game. The only difference is in the way the player manipulates the pieces. (Note: There is also a special *Tournament Play* mode available that allows up to four players to compete. See page 9.)

- To select a height (or repeat), click on a number (or the << symbol). (You can also use the ↑ and ↓ direction keys, the I and K alpha keys, or the 8 and 5 keys on the numeric keypad to move the highlighting.)

To start the game, click on the **Start Game** button (or press **return**).

To play

There are three methods by which deft fingers can maneuver the four-square pieces into place: the numeric keypad, letters on the keyboard, or the direction keys.


The numeric keypad	The letter keys	The direction keys
4 = move left 6 = move right 5 = rotate 8 = speed up 2 = drop	J = move left L = move right K = rotate I = speed up , (comma) = drop	← moves left ↓ moves right* → rotates*

and also, **spacebar** = drop

* The direction of the arrow on the direction key does *not* indicate what the key does in the game. After you've played the game for a while, we believe you'll agree it's easier to play this way.

Scoring

- The faster a four-square piece comes to rest in the pit, the more points you accrue. After aligning the pieces, you can "drop" them into place by hitting the designated key.
- The higher the starting layers in the pit, the more points you get.



ADDITIONAL FEATURES

A menu bar is available, and is first displayed in the Selection Screen. To see the menu bar during game play, move the mouse away from you (to simulate moving an invisible pointer) toward the very top of the screen. The menu bar and pointer will appear. You can then select items from the menu in the normal fashion.

Several of the commands may be accessed from the keyboard by holding down the **apple** key (located to the left of the **spacebar**) and pressing the alpha key shown in the menu.

(Note: The *Edit* menu is provided as a convenience for use with other desk accessories. It is not used with TETRIS.)



File Menu

Reset High Scores (⌘R)—This is active only at the Selection Screen.

Abort Game (⌘A)—Ends the current game and takes you to the “Top Ten Comrades” screen.

Tournament—This command is active only at the Selection Screen.

When you select *Tournament* from the menu, you are shown the *Tournament Roster* box. Type in the names of up to four players. (Note: You must limit the names to 7 characters.)

You may also select a time limit, which represents the maximum length of time each player’s game can last. Click on the plus (+) key to increase the time, or the minus (-) key to decrease the time. The default is **time limit off**.

When you’re ready to begin, click the **OK** button. The Selection Screen will reappear.

After you click the **Start Game** button, each player gets a chance to play with the same sequence of pieces as everyone else. The player with the highest score wins. (There is a separate scoreboard for *Tournament Play*.)

However, the scores may be placed on the “Top Ten Comrades” scoreboard, if they are high enough.)

Close—This command is used with desk accessories, not with TETRIS.

Quit (⌘Q)—Ends the game and takes you directly to the desktop.



Options Menu

Pause Game (⌘P)—Pauses and resumes the game.


Next Shape (⌘N)—This command toggles the display in the *score box* to show the next piece that will fall. The *score box* is displayed in the upper right side of the screen. When selected, your score for each piece is reduced by 25%.

Sound (⌘S)—Toggles the game sounds on and off.

Continuous Sound (⌘K)—When selected, music plays all the time. Otherwise, music is played only when you advance levels.



There are five windows that can be displayed during play to assist you. They are toggled on or off with the rest of the commands in the *Options Menu*.



Score/Lines (apple 0)—Turns the score window off or on.

Score: This is the total score of the game in progress.

Lines: This number represents the total number of lines eliminated during the current game.

- After a set number of lines is eliminated, the speed automatically increases as you go to the next level.

Next: Here you can see the next piece that will fall.

- To activate this feature, press the letter N.

Help (apple 1)—Displays the *Help* window.

Statistics (apple 2)—Displays *Statistics*; that is, the frequency with which any particular configuration of squares has fallen during a game.

Level (apple 3)—Displays present *game level*, from 0 to 9.

Descriptions (apple 4)—Identifies the artwork shown in the background.

We wish you the best of skill in your many games of TETRIS to come!

Spectrum HoloByte™ Ninety-Day Limited Warranty

To the original purchaser only, Spectrum HoloByte warrants the magnetic diskette on which this software product is recorded to be free from defects in materials and faulty workmanship under normal use for a period of ninety days from the date of purchase. If during this ninety-day period the diskette should become defective, it may be returned to Spectrum HoloByte for a replacement without charge, provided you have previously sent in your Warranty Registration Card to Spectrum HoloByte or send proof of purchase of the program.

Your sole and exclusive remedy in the event of a defect is expressly limited to replacement of the diskette as provided above. If failure of a diskette has resulted from accident, abuse or neglect, Spectrum HoloByte shall have no responsibility to replace the diskette under the terms of this limited warranty.

If the diskette should fail after the original ninety-day limited warranty period has expired, you may return the diskette to Spectrum HoloByte at the address noted below, accompanied by a check or money order for the applicable replacement fee as outlined on the Warranty Registration Card, a brief statement describing the defect, and your return address. Spectrum HoloByte will replace the diskette provided that you have previously returned your Warranty Registration Card to Spectrum HoloByte, and the diskette retains the original product label.

Spectrum HoloByte™ Software License Agreement

THE ENCLOSED SOFTWARE PROGRAM IS LICENSED BY SPECTRUM HOLOBYTE™ TO CUSTOMERS FOR THEIR USE ONLY ON THE TERMS SET FORTH BELOW. OPENING THIS PACKAGE OR USING THE ENCLOSED DISKETTE INDICATES YOUR ACCEPTANCE OF THESE TERMS.

Spectrum HoloByte hereby grants you a non-exclusive license to use the enclosed software and manual subject to the terms and restrictions set forth in this Software License Agreement.

This manual and the software accompanying it are copyrighted, with all rights reserved. You may not copy or otherwise reproduce any part of the software or the manual, except that you may load the software into a computer as an essential step in executing the software on the computer. The original and any back-up copies of the software and the manual are to be used only in connection with a single computer. You may physically transfer the software from one computer to another, provided that the software is used in connection with only one computer at a time. You may not transfer the software electronically from one computer to another over a network. You may not distribute copies of the software or the manual to others. YOU MAY NOT USE, COPY, MODIFY, TRANSFER, SUBLICENSE, RENT, LEASE, CONVEY, TRANSLATE, CONVERT TO ANY PROGRAMMING LANGUAGE OR FORMAT OR DECOMPILE OR DISASSEMBLE THE SOFTWARE OR ANY COPY, MODIFICATION OR MERGED PORTION, IN WHOLE OR IN PART, EXCEPT AS EXPRESSLY PROVIDED FOR IN THIS LICENSE.

Spectrum HoloByte™

A DIVISION OF SPHERE, INC.

**2061 Challenger Drive
Alameda, CA 94501**

TETPPIE™

(TETRIS)



The Soviet Challenge

PLAYER'S GUIDE

(Apple® II Version)

Spectrum HoloByte™

Spectrum HoloByte TM


A DIVISION OF SPHERE, INC.
2061 Challenger Drive
Alameda, CA 94501
(415) 522-3584

Original TETRIS™ concept by Alexey Pazhitnov
Original design and program by Vadim Gerasimov

Apple® II version programmed by Dan Geisler
Graphics and packaging artwork by Dan Guerra
Produced by Sean B. Barger
Manual by Andrea Scuffos and Larry R. Throgmorton
Package design by Karen Sherman and Sean B. Barger

Special thanks to: Roland Gustafsson, Eng An Jio, Leonard Chan, Anton Widjaja, Con Gilbert, and all the dedicated playtesters in the Spectrum HoloByte staff.

If you have questions regarding the use of *TETRIS*, or any of our other products, please call *Spectrum HoloByte* Customer Support between the hours of 9:00 AM and 5:00 PM Pacific time, *Monday through Friday*, at the following number:

(415) 522-1164 

or write to:



Spectrum HoloByte
2061 Challenger Drive
Alameda, CA 94501
Attn: Customer Support

APPLE COMPUTER, INC. MAKES NO WARRANTIES, EITHER EXPRESS OR IMPLIED, REGARDING THE ENCLOSED SOFTWARE PACKAGE, IT'S MERCHANTABILITY OR ITS FITNESS FOR ANY PARTICULAR PURPOSE. THE EXCLUSION OF IMPLIED WARRANTIES IS NOT PERMITTED BY SOME STATES. THE ABOVE EXCLUSION MAY NOT APPLY TO YOU. THIS WARRANTY PROVIDES YOU WITH SPECIFIC LEGAL RIGHTS. THERE MAY BE OTHER RIGHTS THAT YOU MAY HAVE WHICH VARY FROM STATE TO STATE.

Copyright © 1987 AcademySoft-ELORG. TETRIS is a trademark of AcademySoft-ELORG. All rights reserved. TETRIS adaptation and distribution rights granted to Andromeda Software Ltd. and to Mirrorsoft Ltd. and SPHERE, INC. Spectrum HoloByte is a trademark of SPHERE, INC. Apple and IIGS are registered trademarks of Apple Computer, Inc.

INTRODUCTION



TETRIS™ was invented by a 30-year-old Soviet researcher named Alexey Pazhitnov who currently works at the Computer Centre (Academy Soft) of the USSR Academy of Scientists in Moscow. The original programmer was 18-year-old Vadim Gerasimov, a student studying Computer Informatics at Moscow University.

TETRIS came into being through the joint efforts of *AcademySoft* (Moscow), *Andromeda Software Ltd* (London), and *Spectrum HoloByte* (USA).

TETRIS will lure even the most seasoned hand into a challenging game of speed and maneuvering. As the four-square pieces tumble from the top of the screen into an empty pit, it's up to you to rotate them into a position which leaves no gaps in the layers at the bottom. Once aligned, you can drop them into place and increase your score.

The tension escalates as you close the gaps in a layer across the bottom of the pit and the line disappears. When a set number of lines disappear, the four-square pieces fall at a faster rate! There are ten levels to continually challenge your mastery of this perplexing game.

TETRIS is different every time you play. We know you'll find it provocative, fun, and utterly addictive!



SYSTEM REQUIREMENTS

The Apple II version of TETRIS runs on the Apple II Plus, IIE, IIC, and IIGS® (in Apple II emulation mode) with a minimum of 48K RAM.

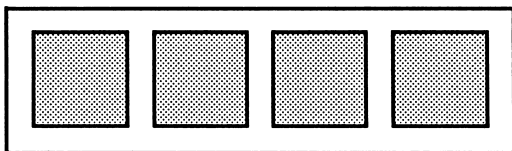
Use of a joystick is optional. A color monitor is recommended.

LOADING THE GAME

1. If you have an Apple IIE with 128K RAM, a IIC, a IIGS, or compatible, insert side A of the TETRIS disk in the drive (side A facing up, that is). This version takes advantage of double hi-res graphics.

If you have an Apple II Plus with at least 48K RAM or a IIE without extended graphics, insert side B of the TETRIS disk.

2. Turn on the computer.



THE GAME

After the title screen comes up, you may press any key to continue to the Selection Screen.

Level

This board sets the speed at which the four-square pieces fall from the top of the screen. The higher the level of difficulty, the faster the pieces fall. You can skip to any level of difficulty from 0-9.

- To select the level you want, use the *direction keys* if your keyboard has them. (The direction keys are grouped together, and have arrows on them pointing in different directions.) You may also use the following letter keys to highlight the numbers: *I* to move up; *J* to move left; *,* (comma) to move down; and *L* to move right.
- Press **Return** or the **Spacebar** to confirm your selection and continue to the HEIGHT selection.

Height


You normally start the game with an empty pit ("0" on the *Height* menu). To increase the challenge in TETRIS, you can raise the height from the bottom by selecting one of the other numbers in the *Height* menu. For instance, if you select 7, you will find seven randomly filled layers when you reach the play screen.

You can challenge someone else to play with the same configuration that you last used by selecting the << (rewind) symbol from the *Height* menu.

This gives the opening block placement that appeared in the previous game.

- To select the height, use the direction keys or the appropriate letter keys to move the highlighting.
- Press **Return** or the **Spacebar** to confirm your selection and continue with the game.

To play



There are two methods that deft fingers can use to maneuver the pieces into place as they fall:

<i>The direction keys</i>	<i>The letter keys</i>
← moves left ↓ moves right* → rotates*	J moves left L moves right K rotates I speeds up , drops piece

Pressing the **Spacebar** or **Return** also drops the piece.

*The direction of the arrow on the direction key does not indicate what the key does in the game. After you've played the game for a while, we believe you'll agree it's easier to play this way.

If you're using a joystick, pressing the stick handle to the right moves the piece to the right and pressing the stick handle left moves the piece to the left. Pressing the **fire button** rotates the piece. Pulling the stick handle toward you drops the piece. Pushing the handle forward (away from you) speeds up the game by advancing you to the next level.

Scoring

- The faster a four-square piece comes to rest in the pit, the more points you accrue. After aligning the pieces, you can “drop” them into place by pressing the appropriate key or pulling the joystick handle toward you.

The display in the upper left portion of the screen

Score: total score of game in progress.

Lines: total number of lines eliminated during the current game.

- After a set number of lines are eliminated, the speed will automatically increase as you go to the next level.

Next: displays the next piece that will fall.

- To activate this display, press the number 1 or the letter M.

Special Keys

2: displays the current game level.

3: displays *Statistics*; that is, the frequency with which any particular configuration of squares has fallen during the game.

4: identifies the background screen currently displayed.

5: displays a *Help Menu*.

B: makes the pieces all white.


S: toggles game sounds on and off.

P: pauses the game. Press P again to continue.

ESC: This is the "Boss Key." It pauses the game, and replaces the game screen with a blank one containing only a prompt and a flashing cursor. Press ESC again to continue.

R: resets the high scores display. (Note: This key works only when the Selection Screen is displayed.)

Q: quits the game.



We wish you the best of skill in your many games of TETRIS to come!

Spectrum HoloByte™ Ninety-Day Limited Warranty

To the original purchaser only, Spectrum HoloByte warrants the magnetic diskette on which this software product is recorded to be free from defects in materials and faulty workmanship under normal use for a period of ninety days from the date of purchase. If during this ninety-day period the diskette should become defective, it may be returned to Spectrum HoloByte for a replacement without charge, provided you have previously sent in your Warranty Registration Card to Spectrum HoloByte or send proof of purchase of the program.

Your sole and exclusive remedy in the event of a defect is expressly limited to replacement of the diskette as provided above. If failure of a diskette has resulted from accident, abuse or neglect, Spectrum HoloByte shall have no responsibility to replace the diskette under the terms of this limited warranty.

If the diskette should fail after the original ninety-day limited warranty period has expired, you may return the diskette to Spectrum HoloByte at the address noted below, accompanied by a check or money order for the applicable replacement fee as outlined on the Warranty Registration Card, a brief statement describing the defect, and your return address. Spectrum HoloByte will replace the diskette provided that you have previously returned your Warranty Registration Card to Spectrum HoloByte, and the diskette retains the original product label.

ANY IMPLIED WARRANTIES RELATING TO THE DISKETTE, INCLUDING ANY IMPLIED WARRANTIES OF MERCHANTABILITY AND FITNESS FOR A PARTICULAR PURPOSE, ARE LIMITED TO A PERIOD OF NINETY DAYS FROM DATE OF PURCHASE. PUBLISHER SHALL NOT BE LIABLE FOR INDIRECT, SPECIAL, OR CONSEQUENTIAL DAMAGES, SO THE ABOVE LIMITATIONS MIGHT NOT APPLY TO YOU. THIS WARRANTY GIVES YOU SPECIFIC LEGAL RIGHTS, AND YOU MAY ALSO HAVE OTHER RIGHTS WHICH VARY FROM STATE TO STATE.

Spectrum HoloByte™

A DIVISION OF SPHERE, INC.

2061 Challenger Drive

Alameda, CA 94501

415/522-3584

Spectrum HoloByte™ Software License Agreement

THE ENCLOSED SOFTWARE PROGRAM IS LICENSED BY SPECTRUM HOLOBYTE™ TO CUSTOMERS FOR THEIR USE ONLY ON THE TERMS SET FORTH BELOW. OPENING THIS PACKAGE OR USING THE ENCLOSED DISKETTE INDICATES YOUR ACCEPTANCE OF THESE TERMS.

Spectrum HoloByte hereby grants you a non-exclusive license to use the enclosed software and manual subject to the terms and restrictions set forth in this Software License Agreement.

This manual and the software accompanying it are copyrighted, with all rights reserved. You may not copy or otherwise reproduce any part of the software or the manual, except that you may load the software into a computer as an essential step in executing the software on the computer. The original and any back-up copies of the software and the manual are to be used only in connection with a single computer. You may physically transfer the software from one computer to another, provided that the software is used in connection with only one computer at a time. You may not transfer the software electronically from one computer to another over a network. You may not distribute copies of the software or the manual to others. YOU MAY NOT USE, COPY, MODIFY, TRANSFER, SUBLICENSE, RENT, LEASE, CONVEY, TRANSLATE, CONVERT TO ANY PROGRAMMING LANGUAGE OR FORMAT OR DECOMPILE OR DISASSEMBLE THE SOFTWARE OR ANY COPY, MODIFICATION OR MERGED PORTION, IN WHOLE OR IN PART, EXCEPT AS EXPRESSLY PROVIDED FOR IN THIS LICENSE.

Spectrum HoloByte™

A DIVISION OF SPHERE, INC.
2061 Challenger Drive
Alameda, CA 94501

TETRIS™



TETRIS for the Apple® IIC Plus

The 3.5" TETRIS disk now includes a version for the IIC Plus. You will probably want your Apple IIC Plus to be running at the slower CPU speed while playing TETRIS. To do this, place the Apple IIC Plus System Disk into the drive. Then switch the power on, and hold down the ESC key until the Main Menu appears. To load TETRIS, follow this procedure:

1. Select "Quit to Another Program" from the Main Menu.
2. Remove the Apple IIC Plus System Disk from the drive and replace it with the TETRIS disk.
3. When you are prompted to "Enter 'Prefix'," type */TETRIS* and press **Return**.
4. When prompted to "Enter 'Pathname'," type *TETRISC* and press **Return**.

Please refer to the manual for more information about TETRIS.

- 🌀 Apple IIC Plus version programmed by Dan Geisler.
- 🌀 Produced by Sean Barger.
- 🌀 Addendum by Larry R. Throgmorton.

Tetris is a trademark of AcademySoft-ELORG. Copyright © 1987, 1988 AcademySoft-ELORG. All rights reserved. TETRIS adaptation and distribution rights granted to Andromeda Software Ltd. and to Mirrorsoft Ltd. and to SPHERE, Inc. Spectrum HoloByte is a trademark of SPHERE, Inc. Apple is a registered trademark of Apple Computer, Inc.

ТЕТРИС™

(TETRIS)

Spectrum HoloByte™

ТЕТРИС™

(TETRIS)



Discover the mystery of the four squares in TETRIS™. This game of skill was conceived by two Soviet programmers. Time is of the essence as you try to rotate and/or flip moving pieces to fit as they descend from the top of the screen. Make the pieces fit precisely with the others to form a complete row with no blank spaces. The quicker you position each piece and allow it to drop into place, the better your score.

As complete rows are formed they automatically disappear from the screen. When ten rows have been successfully removed, you advance to a higher level and the pieces descend faster. Therefore the further you get, the more challenging TETRIS™ becomes.




IBM PC EGA Screen



IBM PC CGA Screen



Macintosh



Macintosh II

Features:

- Ten difficulty levels
- Five heights to start from
- Replay last game option
- Randomly generated pieces
- Scoring system with top ten recorded
- Optional mode to preview next shape to fall
- Statistic screen shows running total of times a particular shape has appeared in one game
- Help screen
- Beautiful background graphics

Additional features on Macintosh™, Apple IIgs,® Amiga™ and Atari ST™:

- Six player tournament mode
- Advanced player mode
- Russian music for mood setting

The addictive challenge brought to you from the U.S.S.R.


Spectrum HoloByte™

A DIVISION OF SPHERE, INC.

2061 Challenger Drive
Alameda, CA 94501
(415) 522-3584

Copyright © 1987 AcademySoft-ELORG. All rights reserved. TETRIS is a trademark of AcademySoft-ELORG. TETRIS copyright and trademark licensed to Andromeda Software Limited and sublicensed to Mirrorsoft LTD. and SPHERE, Inc. Original concept by Alexey Pazhitnov. Original design and program by Vadim Gerasimov. Spectrum HoloByte is a trademark of SPHERE, Inc. Other products are trademarks of their respective holders.

ISBN 0-928784-31-2



0 85004 00214 4

Apple®
II+, e, c
IIgs®

ТЕТРИС™

(TETRIS)

Spectrum HoloByte™